

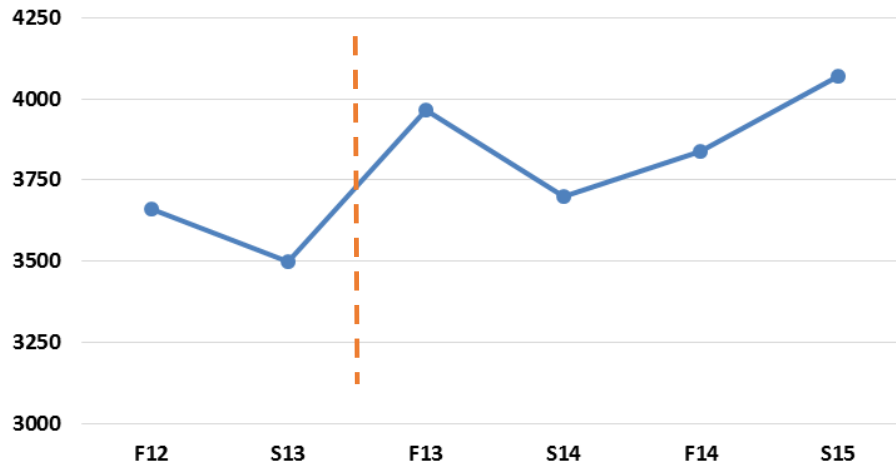


Arizona State University Fraternity & Sorority Life 2014-2015 Annual Report

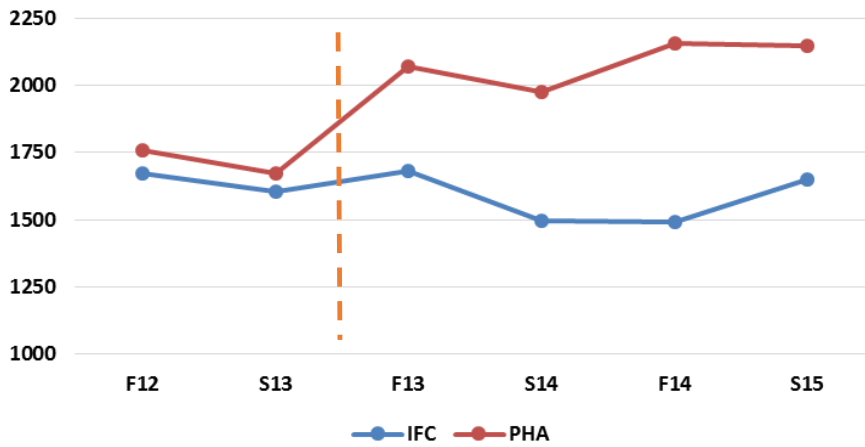
MEMBERSHIP

- **61 fraternities and sororities** are currently active at Arizona State University:
 - 23 Interfraternity Council (IFC) fraternities
 - 14 Multicultural Greek Council (MGC) chapters
 - 6 fraternities and 8 sororities
 - 6 National Association of Latino Fraternal Organization (NALFO) chapters
 - 3 fraternities and 3 sororities
 - 7 National Pan-Hellenic Council (NPHC) chapters
 - 4 fraternities and 3 sororities
 - 11 Panhellenic Council (PHA) sororities
- Of the more than 68,000 undergraduate students, 4,086 are active members of fraternities and sororities, making up **6% of the undergraduate student population**.
 - 2,320 women are affiliated with a sorority, reflecting 7% of the female undergraduate population at Arizona State University.
 - 1,766 men are affiliated with a fraternity, reflecting 5% of the male undergraduate population at Arizona State University.
- The fraternity and sorority community had an **average chapter size of 67 members**. The average chapter sizes for:
 - Interfraternity Council fraternities was 72 men.
 - Multicultural Greek Council fraternities and sororities was 12 members.
 - National Association of Latino Fraternal Organizations fraternities and sororities was 17 members.
 - National Pan-Hellenic Council fraternities and sororities was 6 members.
 - Panhellenic Council sororities was 195 members.
- A total of **1,741 new members** joined the fraternity and sorority community during the 2014-2015 year. The number of new members joining:
 - Spring 2015
 - IFC: 245
 - MGC: 21
 - NALFO: 35
 - NPHC: 10
 - PHA: 82
 - Fall 2014
 - IFC: 478
 - MGC: 28
 - NALFO: 11
 - NPHC: 14
 - PHA: 817
- The fraternity and sorority community welcomed **five new organizations** this year:
 - Alpha Kappa Lambda Fraternity with 26 men – Interfraternity Council
 - Phi Kappa Theta Fraternity with 23 men – Interfraternity Council
 - Sigma Pi Fraternity with 68 men – Interfraternity Council
 - Pi Alpha Phi Fraternity with 9 men – Multicultural Greek Council
 - Alpha Kappa Alpha Sorority with 11 women – National Pan-Hellenic Council

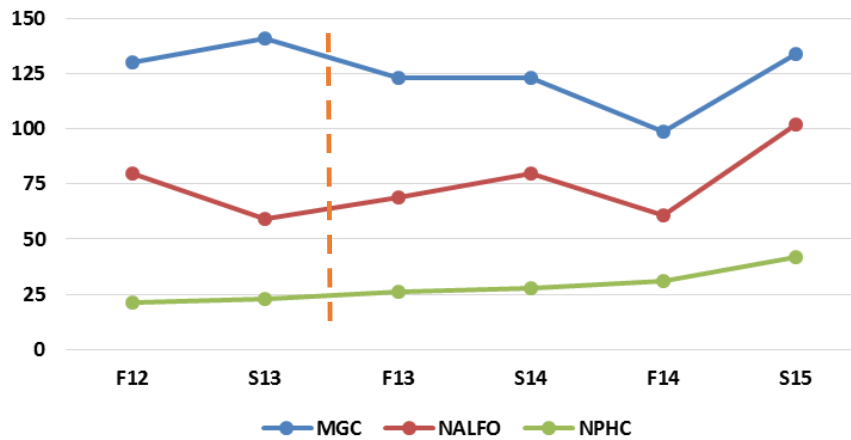
Total Membership



IFC & PHA Membership



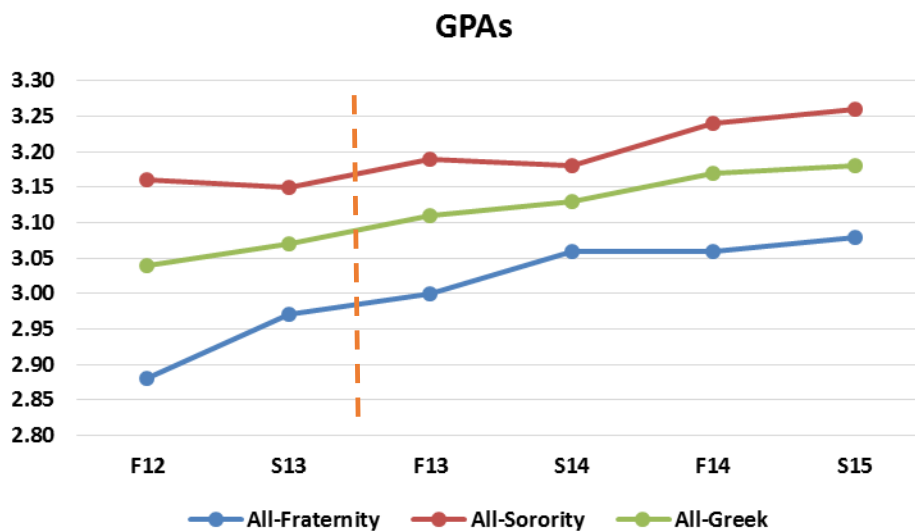
Culturally-based Organization Membership



*Orange Line indicates transition to New American Fraternity/Sorority Community Model beginning fall 2013

SCHOLARSHIP

- All-Greek GPA
 - Spring 2015, the **all-Greek GPA (3.18)** was above the all-University average (3.10) and 27 chapters were above the all-Undergraduate average.
 - Fall 2014, the **all-Greek GPA (3.17)** was above the all-University average (3.06) and 29 chapters were above the all-Undergraduate average.
- All-Sorority GPA
 - Spring 2015, the **all-Sorority GPA (3.26)** was above the all-Female GPA (3.15) and 15 sororities were above the all-Female GPA.
 - Fall 2014, the **all-Sorority GPA (3.24)** was above the all-Female GPA (3.12) and 17 sororities were above the all-Female GPA.
- All-Fraternity GPA
 - Spring 2015, the **all-Fraternity GPA (3.08)** was above the all-Male GPA (3.04) and 16 fraternities were above the all-Male GPA.
 - Fall 2014, the **all-Fraternity GPA (3.06)** was above the all-Male GPA (3.00) and 14 fraternities were above the all-Male GPA.



- Dean's List
 - Fall 2014, there were **1,182 Dean's List recipients**, reflecting 30% of the fraternity and sorority community.
- The respective governing council GPAs were:

<ul style="list-style-type: none"> ○ Spring 2015 <ul style="list-style-type: none"> ▪ IFC: 3.10 ▪ MGC: 2.97 ▪ NALFO: 3.09 ▪ NPHC: 2.84 ▪ PHA: 3.27 	<ul style="list-style-type: none"> ○ Fall 2014 <ul style="list-style-type: none"> ▪ IFC: 3.06 ▪ MGC: 3.03 ▪ NALFO: 3.12 ▪ NPHC: 3.06 ▪ PHA: 3.25
---	---

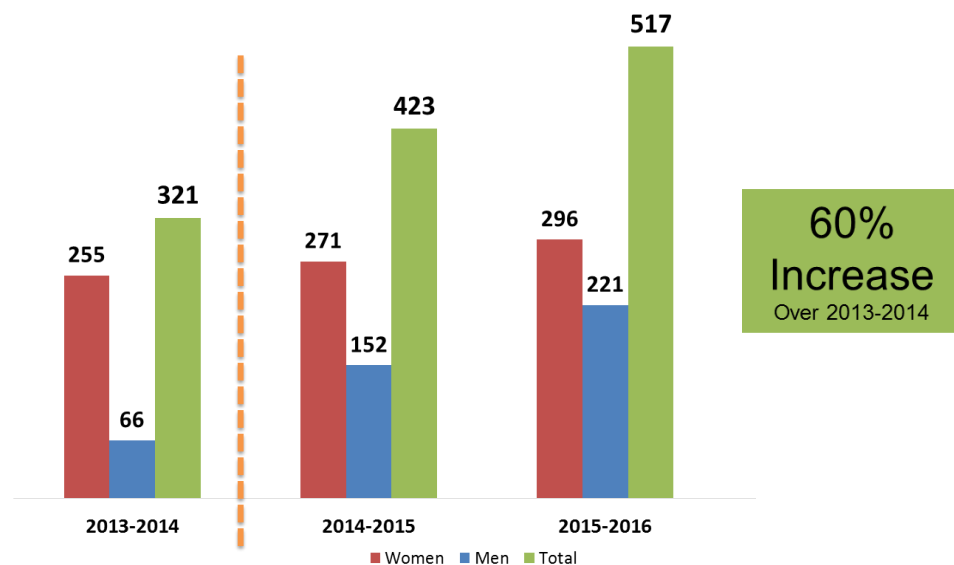
- The chapters achieving the highest overall Chapter GPAs among their respective governing councils were:
 - Spring 2015
 - IFC: Pi Kappa Phi Fraternity (3.313)
 - MGC: Lambda Sigma Gamma Sorority (3.405)
 - NALFO: Kappa Delta Chi Sorority (3.207)
 - NPHC: Delta Sigma Theta Sorority (3.485)
 - PHA: Kappa Alpha Theta Sorority (3.462)
 - Fall 2014
 - IFC: Lambda Chi Alpha Fraternity (3.304)
 - MGC: Delta Lambda Phi Fraternity (3.422)
 - NALFO: Gamma Alpha Omega Sorority (3.415)
 - NPHC: Delta Sigma Theta Sorority (3.412)
 - PHA: Kappa Alpha Theta Sorority (3.466)

CAMPUS INVOLVEMENT

- Fraternity and sorority chapters reported **1,619 members involved in other student organizations**, of which 33% reported serving in leadership roles.
- The fraternities and sororities that reported the highest percentage of members being involved in other campus student organizations were:
 - IFC – Sigma Pi Fraternity (78%)
 - MGC – Epsilon Sigma Rho Fraternity (75%)
 - NALFO – Lambda Theta Nu Sorority (82%)
 - NPHC – Kappa Alpha Psi Fraternity (100%)
 - PHA – Delta Zeta Sorority (99%)
- The fraternities and sororities that reported the highest percentage of members being involved in leadership positions in other campus student organizations were:
 - IFC – Lambda Chi Alpha Fraternity, Sigma Alpha Mu Fraternity (33%)
 - MGC – Epsilon Sigma Rho Fraternity (75%)
 - NALFO – Lambda Theta Nu Sorority (45%)
 - NPHC – Delta Sigma Theta Sorority (86%)
 - PHA – Sigma Kappa Sorority (32%)

ON-CAMPUS GREEK HOUSING

- The fraternity and sorority community had **423 on-campus residents** in university operated Greek Housing at Adelphi I Commons and Vista del Sol Villas, a 32% increase over 2012-2013.
 - **271 sorority residents** at Adelphi I Commons
 - **152 fraternity residents** at Vista del Sol Villas
- The fraternity and sorority community implemented a new Greek Housing structure focused on **self-governance** with Adelphi I sororities operating under an Memorandum of Understanding and fraternity men operating under a Special Interest Housing Agreement at Vista del Sol Villas.
- Entering fall 2015, the fraternity and sorority community projects 517 on-campus residents in university operated Greek Housing at Adelphi I Commons and Vista del Sol Villas, a 60% increase over 2012-2013.
 - 296 sorority residents at Adelphi I Commons
 - 221 fraternity residents at Vista del Sol Villas

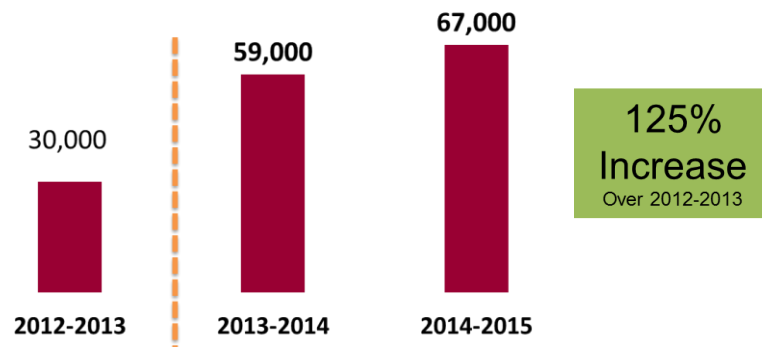


EDUCATIONAL PROGRAMMING

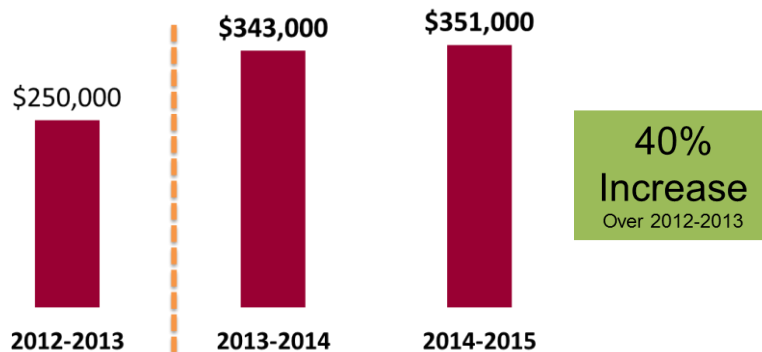
- Fraternities and sororities implemented **446 educational programs** for their members and the campus community this year. The education programs covered a wealth of topics, including Academic Development, Alcohol & Other Drugs Education, Anti-Bullying, Body Image, Bystander Prevention, Confidence Building, CPR Training, Empowerment, Etiquette, Goal Setting, Hazing Prevention, Leadership Development, LGBTQA, Meet the Police, Networking, Nutrition, Personal Financial Management, Resume Building, Safe Spring Break, Self-Defense, Sexual Violence Prevention, Social Media, Social Responsibility, Stress Management & Reduction, Study Skills, Time Management, Values-based Decision Making, Values-based Recruitment, and Wilderness Survival.
- The fraternity and sorority community welcomed several **nationally renowned speakers** throughout the year to present on a variety of educational topics, including:
 - Dave Westol of Limberlost Consulting presenting on risk management and chapter culture change through values-based decision-making.
 - KJ McNamara of Phired Up Productions presenting on woman empowerment, a dynamic workshop about empowering sorority women on a variety of topics, such as body image, leadership, and personal well-being.
 - Tracy Maxwell of CAMPUSPEAK, presenting on the impacts of hazing and hazing prevention.
 - Erin Foley of CAMPUSPEAK, presenting “Empowering Sisterhood”, a presentation about women’s self-esteem and the importance of women building up each other’s confidence.
 - Tim Mousseau of CAMPUSPEAK, presenting on “Tattooing Your Leadership Legacy”, a presentation on leadership and the impact it can have on the future of an organization.
- Members of the fraternity and sorority community identified **sexual violence prevention** as a specific focus area throughout the 2014-2015 academic year, participating in several events on the topic, including:
 - The Interfraternity Council collaborated with **Man Up** to host a new presentation for members of the fraternity community on sexual violence prevention and the Respect Movement where attendees took the Man Up Pledge.
 - **Sigma Phi Epsilon Fraternity** announced a new ongoing collaborative education partnership with Man Up, to fight against sexual assault and create a culture of respect toward women, with all 122 chapter members taking the Man Up Pledge.
 - In collaboration with I Always Get Consent, ASU Counseling, ASU PD, Tempe PD, and Care7, the Panhellenic Council hosted a **sexual violence prevention panel** and presentation regarding sexual assault prevention geared towards providing appropriate resources and tools for sorority executive board officers and council leaders to assist a member who may have been a victim of sexual violence.
 - The five governing councils partnered with the Tempe and ASU Police Departments to table on the MU North Plaza for three weeks about Sexual Violence Prevention, handing out more than 1,000+ stickers, free t-shirts, and information about the topic.

COMMUNITY SERVICE & PHILANTHROPY

- Overall, the fraternity and sorority community contributed **67,148 hours of community service**, which is approximately **16 hours per member** of the fraternity and sorority community. The fraternities and sororities contributing the most number of community service hours were:
 - IFC – Kappa Sigma Fraternity (8,316)
 - MGC – Tau Psi Omega Fraternity (1,717 hours)
 - NALFO – Kappa Delta Chi Sorority (1,751 hours)
 - NPHC – Alpha Kappa Alpha Sorority (1,922 hours)
 - PHA – Kappa Alpha Theta Sorority (7,322 hours)



- Overall, the fraternity and sorority community raised **\$350,588 for charitable organizations**, which is approximately **\$85 per member** of the fraternity and sorority community. The fraternities and sororities raising the most for charitable organizations were:
 - IFC – Pi Kappa Phi Fraternity (\$23,213)
 - MGC – Omega Phi Chi Sorority (\$1,460)
 - NALFO – Lambda Theta Phi Fraternity (\$1,000)
 - NPHC – Alpha Phi Alpha Fraternity (\$3,525)
 - PHA – Delta Zeta Sorority (\$50,026)



- On April 12, 2015, the fraternity and sorority community hosted Greek Sing, the community's largest philanthropic event, at Gammage Auditorium. With more than 2,000 attendees, fraternities and sororities teamed up to create, choreograph, direct and perform musicals while raising charitable contributions. Greek Sing was the capstone of ASU's inaugural *Sun Devils Unite Week of Philanthropy*, a week of raising awareness and donations to benefit Valley of the Sun United Way. In total, **Greek Sing raised more than \$75,000 in donations.**

- On March 28, 2015, the fraternity and sorority community participated in ASU's **Devils in Disguise** where 350 members of the Greek community contributed more than 1,000 hours of service to local non-profit organizations and causes.
- On October 25, 2014, the fraternity and sorority community hosted the second annual **Day of Service**, coinciding with national Make a Difference Day, where over 700 registered members of the Greek community contributed nearly 2,000 hours of service to local non-profit organizations and causes, including MentorKids USA in Phoenix, Tiger Mountain Foundation's Garden of Tomorrow in Phoenix, Terrain Mud Racing in Phoenix, Valley of the Sun United Way World Record Event in Tempe, World Food Championship in Scottsdale, Making Strides Against Breast Cancer Walk in Tempe, and the Be the Match Walk & Run in Phoenix.
- Fraternities and sororities performed community service and/or raised charitable donations for organizations such as, the American Breast Cancer Foundation, American Cancer Society, American Red Cross, ALS Association, Arizona Animal Welfare League, Arizona Humane Society, Arizona Microcredit Initiative, Arizona Skin Cancer Foundation, Be a Leader Foundation, Best Buddies, Habitat for Humanity, Juvenile Diabetes Research Fund, Make-A-Wish Foundation, Maricopa County Animal Care & Control, Phoenix Rescue Mission, Phoenix Zoo, PUSH America, Ronald McDonald House, Salvation Army, SEEDs for Autism, St. Jude's Research Hospital, Susan G. Komen, St. Mary's Food Bank, Toys for Tots, Valley of the Sun United Way, YMCA, various local elementary schools, and many other non-profit organizations and foundations.

2014-2015 CHAPTER STATISTICS

Grand Totals by Chapter

	Chapter Size (members)	Educational Programs (programs)	Charitable Projects (\$ raised)	Community Service (hours)	Campus Involvement (members)	Leadership Positions (members)
Alpha Chi Omega	187	9	\$10,595	3,294	154	50
Alpha Delta Pi	159	58	\$12,810.22	3,708	77	25
Alpha Gamma Delta	168	14	\$5,003.49	1,144	44	19
Alpha Kappa Alpha	11	7	\$65	1,922	7	7
Alpha Kappa Lambda	26	n/r	n/r	n/r	11	1
Alpha Phi	217	4	\$10,100	1,061	n/r	n/r
Alpha Phi Alpha	5	4	\$3,525	6	3	3
Alpha Pi Omega	6	1	n/r	72	3	3
Alpha Sigma Phi	88	6	\$100	17	3	1
Chi Omega	185	8	\$29,322	785	166	44
Chi Phi	55	4	\$3,280.70	349	34	0
Delta Chi	76	2	\$900	452	6	3
Delta Chi Lambda	22	1	\$352	146	5	3
Delta Gamma	216	21	\$27,483	1,718	57	31
Delta Kappa Epsilon	64	1	\$3,538	1,587	12	4
Delta Lambda Phi	12	1	n/r	21	5	0
Delta Sigma Phi	145	7	\$17,747	2,757	110	37
Delta Sigma Theta	7	18	\$100	274	6	6
Delta Tau Delta	77	3	\$4,062.90	241	22	7
Delta Upsilon	9	n/r	n/r	n/r	n/r	n/r
Delta Zeta	180	26	\$50,026.45	5,237	178	12
Epsilon Sigma Rho	4	11	\$995	73	3	3
Gamma Alpha Omega	18	10	\$870	648	5	4
Gamma Rho Lambda	19	1	\$190	130	2	0
Gamma Zeta Alpha	4	1	\$600	136	0	0
Kappa Alpha Order	66	7	\$8772	1,494	15	4
Kappa Alpha Psi	3	5	\$1332	63	3	2
Kappa Alpha Theta	270	25	\$16,063.33	7,322	63	33
Kappa Delta Chi	46	7	\$720	1,751	20	10
Kappa Kappa Gamma	180	14	\$15,300	1,119	19	9

	Chapter Size (members)	Educational Programs (programs)	Charitable Projects (\$ raised)	Community Service (hours)	Campus Involvement (members)	Leadership Positions (members)
Kappa Sigma	165	4	\$11,560	8,316	23	5
Lambda Chi Alpha	130	21	\$8356	1,178	88	43
Lambda Sigma Gamma	6	3	\$60	25	n/r	n/r
Lambda Sigma Upsilon	7	2	\$20	74	3	1
Lambda Theta Nu	11	20	\$880	678	9	5
Lambda Theta Phi	16	10	\$1000	138	9	4
Omega Delta Phi	13	1	\$349.50	631	2	1
Omega Phi Chi	9	9	\$1,460	n/r	3	2
Omega Psi Phi	4	n/r	n/r	n/r	n/r	n/r
Phi Beta Sigma	9	14	\$885	369	7	7
Phi Gamma Delta (FIJI)	95	n/r	n/r	n/r	2	2
Phi Kappa Theta	23	1	\$350	197	6	4
Phi Sigma Nu	3	n/r	n/r	8	1	1
Pi Beta Phi	198	16	\$17,426	6,776	58	4
Pi Kappa Alpha	154	17	\$2,032.40	2,619	74	6
Pi Kappa Phi	122	4	\$23,213	1,184	37	20
Sigma Alpha Mu	46	6	\$6,350	949	15	15
Sigma Gamma Rho	3	2	\$33.27	88	1	1
Sigma Kappa	185	12	\$13,756	1,711	112	60
Sigma Lambda Beta	24	8	n/r	311	11	6
Sigma Lambda Gamma	11	1	\$50	173	2	2
Sigma Phi Beta	10	1	n/r	328	3	2
Sigma Phi Epsilon	80	n/r	n/r	n/r	n/r	n/r
Sigma Pi	68	n/r	\$1,070	n/r	53	0
Sigma Tau Gamma	71	1	3,479	336	28	12
Tau Psi Omega	27	7	\$555	1,717	10	2
Theta Delta Chi	11	3	\$450	12	4	1
Theta Nu Xi	6	1	\$100	47	2	1
Zeta Beta Tau	54	1	\$100	231	2	2
Chapters Reporting	61	54	50	54	56	56
Total†	4,086	446	\$350,588	67,148	1,619	549

*n/r: not reported

†Totals includes data from chapters closed during the year

2014-2015 CHAPTER STATISTICS

Chapter Averages by Council

	Chapter Size (members)	Charitable Donations (\$/member)	Community Service (hrs/member)	Campus Involvement (% of chapter)	Hold Leadership Positions (% of chapter)
IFC Averages	72	\$58	14	35%	9%
Alpha Kappa Lambda	26	n/r	n/r	n/r	n/r
Alpha Sigma Phi	88	\$1	<1	9%	1%
Chi Phi	55	\$60	6	61%	0%
Delta Chi	76	\$12	6	8%	4%
Delta Kappa Epsilon	64	\$55	25	18%	6%
Delta Sigma Phi	145	\$122	19	76%	26%
Delta Tau Delta	77	\$53	3	29%	9%
Delta Upsilon	9	n/r	n/r	n/r	n/r
Kappa Alpha Order	66	\$133	23	23%	6%
Kappa Sigma	165	\$70	50	14%	3%
Lambda Chi Alpha	130	\$64	9	68%	33%
Omega Delta Phi	13	\$27	49	15%	7%
Phi Gamma Delta (FIJI)	95	n/r	n/r	n/r	n/r
Phi Kappa Theta	23	\$15	9	26%	17%
Pi Kappa Alpha	154	\$13	17	48%	4%
Pi Kappa Phi	122	\$190	10	30%	16%
Sigma Alpha Mu	46	\$138	21	33%	33%
Sigma Phi Beta	10	n/r	33	30%	20%
Sigma Phi Epsilon	80	n/r	n/r	n/r	n/r
Sigma Pi	68	\$16	n/r	78%	0%
Sigma Tau Gamma	71	\$49	5	39%	17%
Theta Delta Chi	11	\$41	1	36%	9%
Zeta Beta Tau	54	\$2	4	4%	4%
MGC Averages	12	\$25	18	32%	15%
Alpha Pi Omega	6	n/r	12	50%	50%
Delta Chi Lambda	22	\$16	7	23%	14%
Delta Lambda Phi	12	n/r	2	42%	0%
Epsilon Sigma Rho	4	\$249	18	75%	75%
Gamma Rho Lambda	19	\$10	7	11%	0%
Lambda Sigma Gamma	6	\$10	4	n/r	n/r
Omega Phi Chi	9	\$162	n/r	33%	22%

	Chapter Size (members)	Charitable Donations (\$/member)	Community Service (hrs/member)	Campus Involvement (% of chapter)	Hold Leadership Positions (% of chapter)
MGC Averages (cont.)	12	\$25	18	32%	15%
Phi Sigma Nu	3	n/r	3	33%	33%
Sigma Lambda Beta	24	n/r	13	46%	25%
Sigma Lambda Gamma	11	\$5	16	18%	18%
Tau Psi Omega	27	\$21	64	37%	7%
Theta Nu Xi	6	\$17	8	33%	17%

NALFO Averages	17	\$40	34	45%	24%
Gamma Alpha Omega	18	\$48	36	28%	22%
Gamma Zeta Alpha	4	\$150	34	0%	0%
Kappa Delta Chi	46	\$16	38	43%	22%
Lambda Sigma Upsilon	7	\$3	11	43%	14%
Lambda Theta Nu	11	\$80	62	82%	45%
Lambda Theta Phi	16	\$63	9	56%	25%

NPHC Averages	6	\$141	65	64%	62%
Alpha Kappa Alpha	11	\$6	175	64%	64%
Alpha Phi Alpha	5	\$705	1	60%	60%
Delta Sigma Theta	7	\$14	39	86%	86%
Kappa Alpha Psi	3	\$444	21	100%	67%
Omega Psi Phi	4	n/r	n/r	n/r	n/r
Phi Beta Sigma	9	\$98	41	78%	78%
Sigma Gamma Rho	3	\$11	29	33%	33%

PHA Averages	195	\$97	16	43%	13%
Alpha Chi Omega	187	\$57	18	82%	27%
Alpha Delta Pi	159	\$81	23	48%	12%
Alpha Gamma Delta	168	\$30	7	26%	11%
Alpha Phi	217	\$47	5	n/r	n/r
Chi Omega	185	\$158	4	90%	24%
Delta Gamma	216	\$127	8	26%	14%
Delta Zeta	180	\$278	29	99%	7%
Kappa Alpha Theta	270	\$59	27	23%	12%
Kappa Kappa Gamma	180	\$85	6	11%	5%
Pi Beta Phi	198	\$88	34	30%	2%
Sigma Kappa	185	\$74	9	61%	32%

All-Greek Averages	67	\$86	16	39%	13%
---------------------------	-----------	-------------	-----------	------------	------------

*n/r: not reported

Membership Statistics

Composite from Fall 2006 – Spring 2015

(see enclosed)

Organization Name	F06	S07	F07	S08	F08	S09	F09	S10	F10	S11	F11	S12	F12	S13	F13	S14	F14	S15		
Interfraternity Council (mens)	1146	1308	937	1148	986	1329	1458	1293	1086	1164	1289	1374	1673	1605	1681	1497	1492	1648		
Alpha Delta Phi	-	-	-	-	-	-	-	-	-	-	12©	16	55	66	45	48	Closed (D)			
Alpha Epsilon Pi	72	79	79	101	79	103	65	50	***	***	***	21	47	36	Closed (D)					
Alpha Kappa Lambda	-	-	-	-	-	-	-	-	-	-	-	-	-	-	-	-	31	26		
Alpha Sigma Phi	-	-	-	-	-	-	-	-	-	©	44	64	89	78	68	78	78	88		
Chi Phi	-	-	-	-	-	-	-	-	-	-	-	-	-	-	28	31	53	55		
Delta Chi	49	69	20	52	53	57	71	64	59	55	68	61	80	98	72	59	63	76		
Delta Kappa Epsilon	Closed (D)								10©	12	52	66	90	86	81	81	86	64		
Delta Sigma Phi	113	133	109	140	90	59	87	79	Closed (D)				121©	129	124	122	132	145		
Delta Tau Delta	24	31	24	25	21	18	14	19	23	30	40	41	35	41	48	53	70	77		
Delta Upsilon	27	22	21	26	25	30	34	32	37	35	42	38	36	27	12	12	9	9		
Kappa Alpha Order	40	48	41	52	34	52	67	54	46	41	50	39	16	35	34	37	45	66		
Kappa Sigma	63	71	75	79	68	79	50	55	63	68	59	95	116	68	102	109	128	165		
Lambda Chi Alpha	Closed (D)							37©	47	47	71	83	91	113	101	112	127	122	130	
Omega Delta Phi	20	13	14	17	24	21	17	16	16	12	26	26	22	24	28	11	11	13		
Phi Gamma Delta	8	8	16	33	22	61	61	54	56	67	81	82	99	81	97	85	76	95		
Phi Kappa Psi	78	108	Closed (D)																	
Phi Sigma Kappa	Closed (D)			©	24	43	44	60	51	52	Closed (D)									
Phi Kappa Theta	-	-	-	-	-	-	-	-	-	-	-	-	-	-	-	-	16	23		
Pi Kappa Alpha	120	136	Closed (D)												189©	162	151	143	154	
Pi Kappa Phi	52	59	47	63	47	78	71	66	63	72	114	126	135	142	122	137	130	122		
Sigma Alpha Epsilon	40	47	37	66	56	94	85	82	76	83	118	107	121	Closed (D)						
Sigma Alpha Mu	22	8	23	26	22	40	44	45	35	34	41	44	38	45	39	43	40	46		
Sigma Chi	109	120	128	140	89	120	122	119	102	110	110	114	124	120	110	Closed (D)				
Sigma Nu	68	87	57	33	52	76	77	75	75	99	Closed (D)									
Sigma Phi Beta	28	36	30	20	13	14	23	13	22	12	25	19	22	20	8	8	13	10		
Sigma Phi Epsilon	26	29	43	55	49	91	91	84	52	79	101	126	137	144	150	119	105	80		
Sigma Pi	84	93	72	83	96	124	137	106	108	109	Closed (D)							68©		
Sigma Tau Gamma	-	-	-	-	-	-	-	-	-	-	-	-	-	-	-	38©	64	71		
Tau Kappa Epsilon	31	36	34	51	41	41	66	56	55	39	100	94	98	***	103	Closed (D)				
Theta Chi	44	55	56	75	53	78	83	80	52	54	94	86	61	49	99	115	25	Closed (D)		
Theta Delta Chi	Closed (M)			©	19	34	26	37	38	30	29	18	18	17	9	4	8	11		
Theta Xi	28	20	11	11	9	16	15	Closed (M)												
Zeta Beta Tau	Closed (M)				©	10	Closed (M)					©	9	28	29	44	54			
	F06	S07	F07	S08	F08	S09	F09	S10	F10	S11	F11	S12	F12	S13	F13	S14	F14	S15		
Multicultural Greek Council	43	48	47	58	77	81	78	120	116	119	106	140	130	141	123	123	99	134		
Alpha Pi Omega (womens)	-	-	6©	11	7	4	7	9	6	12	7	5	9	7	3	6	6	6		
Delta Chi Lambda (womens)	-	-	-	-	-	-	-	12©	8	16	13	11	13	9	21	11	13	22		
Delta Lambda Phi (mens)	-	-	-	-	-	-	-	-	-	-	-	17©	12	10	15	11	11	12		
Epsilon Sigma Rho (mens)	-	-	-	-	-	-	-	-	-	-	8©	8	8	13	10	4	3	4		
Gamma Rho Lambda (womens)	20	17	16	17	22	17	14	15	18	16	11	19	11	10	15	19	13	19		
Lambda Sigma Gamma (womens)	-	-	-	-	-	-	-	-	-	-	-	-	4©	3	5	6	6	6		
Mu Sigma Upsilon (womens)	-	-	-	-	-	-	-	-	-	-	-	-	-	-	-	-	-	©		
Omega Phi Chi (womens)	-	2©	6	4	11	25	15	21	22	14	7	18	18	9	5	9	8	9		
Phi Sigma Nu (mens)	-	-	-	11©	10	9	16	21	10	12	9	8	4	7	1	6	2	3		
Pi Alpha Phi	-	-	-	-	-	-	-	-	-	-	-	-	-	-	-	-	-	9©		
Sigma Lambda Gamma (womens)	6	6	Closed (D)					9©	7	11	6	8	3	4	1	1	6	11		
Tau Psi Omega (mens)	11	13	14	9	20	19	21	25	34	28	40	37	42	56	37	41	27	27		
Theta Nu Xi (womens)	6	10	5	6	7	7	5	8	11	10	5	9	6	13	10	9	4	6		
	F06	S07	F07	S08	F08	S09	F09	S10	F10	S11	F11	S12	F12	S13	F13	S14	F14	S15		
Nat'l Assoc. of Latino Fraternal Org.	83	59	49	54	69	58	53	82	87	70	94	109	80	59	69	80	61	102		
Gamma Alpha Omega (womens)	39	36	21	31	32	24	17	27	28	36	28	28	17	15	20	17	8	18		
Gamma Zeta Alpha (mens)	-	-	-	©	4	5	4	5	5	5	5	Đ			3	3	5	4		
Kappa Delta Chi (womens)	33	20	25	21	30	22	24	32	34	***	28	42	41	24	26	23	24	46		
Lambda Sigma Upsilon (mens)	-	-	-	-	-	-	-	-	3©	8	8	8	4	3	3	5	3	7		
Lambda Theta Alpha (womens)	5	Closed (D)																		
Lambda Theta Nu (womens)	-	-	-	-	-	-	13©	10	14	12	15	14	7	8	4	16	11	11		
Lambda Theta Phi (mens)	6	3	3	2	3	7	8	8	3	9	10	17	11	9	13	16	10	16		

	F06	S07	F07	S08	F08	S09	F09	S10	F10	S11	F11	S12	F12	S13	F13	S14	F14	S15	
National Pan-Hellenic Council	38	42	52	54	59	64	53	61	52	46	27	31	21	23	26	28	31	42	
Alpha Kappa Alpha (womens)	11	8	11	8	13	16	10	14	7	11	Closed (D)							11©	11
Alpha Phi Alpha (mens)	3	8	5	5	10	10	9	9	7	7	Đ	3	Đ	3	1	2	1	5	
Delta Sigma Theta (womens)	4	2	7	7	7	12	8	11	7	5	3	12	8	8	9	9	8	7	
Kappa Alpha Psi (mens)	4	3	8	8	5	5	8	8	6	13	6	6	3	3	6	6	3	3	
Omega Psi Phi (mens)	Đ	4	3	3	3	2	Đ	Đ	6	4	3	3	3	3	Đ	2	1	4	
Phi Beta Sigma (mens)	7	5	7	8	3	7	6	3	9	9	Đ	12	7	3	6	4	5	9	
Sigma Gamma Rho (womens)	6	9	8	8	10	7	3	9	5	6	3	Đ	4	Đ	6	4	3	3	
Zeta Phi Beta (womens)	3	3	3	7	8	5	9	7	5	Closed (D)									
	F06	S07	F07	S08	F08	S09	F09	S10	F10	S11	F11	S12	F12	S13	F13	S14	F14	S15	
Panhellenic Council (womens)	1327	1257	1354	1229	1352	1291	1463	1336	1519	1375	1608	1549	1756	1671	2068	1973	2154	2145	
Alpha Chi Omega	124	123	137	112	123	113	132	113	128	115	157	130	127	121	166	172	207	187	
Alpha Delta Pi	106	94	97	94	124	100	105	107	103	119	115	110	106	115	132	125	169	159	
Alpha Gamma Delta	Closed (M)								66©	57	115	111	129	129	156	150	161	168	
Alpha Phi	102	102	120	105	104	110	119	139	126	155	158	192	160	159	184	171	215	217	
Chi Omega	121	129	124	112	116	116	136	120	116	120	163	140	163	150	175	159	195	185	
Delta Gamma	127	78	104	122	109	125	133	118	146	131	166	162	198	146	168	165	212	216	
Delta Zeta	125	135	150	129	142	122	141	125	148	146	176	163	172	173	185	182	188	180	
Gamma Phi Beta	112	96	97	93	110	113	140	123	109	108	93	92	73	73	128	144	Closed (M)		
Kappa Alpha Theta	138	133	137	123	143	128	143	131	156	151	202	156	181	165	195	195	231	270	
Kappa Delta	116	124	129	118	124	122	139	115	129	Closed (D)									
Kappa Kappa Gamma	127	120	132	92	126	120	138	127	151	144	140	137	163	153	178	180	179	180	
Pi Beta Phi	129	123	127	129	131	122	137	118	141	129	123	156	167	165	207	206	215	198	
Sigma Kappa	Closed (M)												117©	122	194	124	182	185	

Guide:

Dormant Chapter	Đ
Colonizing Semester (No Data)	©
Colonizing Semester (W/ Data)	12©
No Chapter at ASU	-
Operating w/o ASU Recognition	***
Closed (Disciplinary)	Closed (D)
Closed (low Membership)	Closed (M)

Academic Reports

**Composite Fall 2006 – Spring 2015
& Additional Spring 2015 reports
(see enclosed)**



Arizona State Fraternity & Sorority Life

Spring 2015
Rank by Council

Interfraternity Council 3.10

1	Pi Kappa Phi	3.313
2	Lambda Chi Alpha	3.264
3	Sigma Pi	3.252
4	Delta Chi	3.237
5	Phi Kappa Theta	3.217
5	Sigma Phi Epsilon	3.217
7	Delta Sigma Phi	3.170
8	Pi Kappa Alpha	3.132
9	Delta Upsilon	3.106
10	Sigma Tau Gamma	3.101
11	Sigma Alpha Mu	3.093
12	Phi Gamma Delta (FIJI)	3.068
13	Delta Tau Delta	3.034
14	Kappa Alpha Order	2.978
15	Alpha Sigma Phi	2.941
16	Alpha Kappa Lambda	2.929
17	Kappa Sigma	2.907
18	Zeta Beta Tau	2.888
19	Theta Delta Chi	2.887
20	Sigma Phi Beta	2.871
21	Chi Phi	2.821
22	Delta Kappa Epsilon	2.817
23	Omega Delta Phi	2.700

Multicultural Greek Council 2.97

1	Lambda Sigma Gamma	3.405
2	Gamma Rho Lambda	3.243
3	Alpha Pi Omega	3.220
4	Delta Lambda Phi	3.111
5	Omega Phi Chi	3.088
6	Theta Nu Xi	3.048
7	Epsilon Sigma Rho	3.042
8	Sigma Lambda Gamma	2.950
9	Delta Chi Lambda	2.909
10	Tau Psi Omega	2.811
11	Sigma Lambda Beta	2.624
NR	Phi Sigma Nu	***

Nat'l Assoc. of Latino Fraternal Org. 3.09

1	Kappa Delta Chi	3.207
2	Gamma Zeta Alpha	3.098
3	Lambda Sigma Upsilon	3.014
4	Lambda Theta Phi	3.013
5	Lambda Theta Nu	3.003
6	Gamma Alpha Omega	2.936

National Pan-Hellenic Council 2.84

1	Delta Sigma Theta	3.485
2	Sigma Gamma Rho	3.306
3	Phi Beta Sigma	2.896
4	Alpha Kappa Alpha	2.736
5	Kappa Alpha Psi	2.629
6	Alpha Phi Alpha	2.546
7	Omega Psi Phi	2.158

Panhellenic Council 3.27

1	Kappa Alpha Theta	3.462
2	Pi Beta Phi	3.433
3	Chi Omega	3.332
4	Alpha Phi	3.276
5	Delta Gamma	3.265
6	Alpha Chi Omega	3.250
7	Kappa Kappa Gamma	3.212
8	Alpha Gamma Delta	3.204
9	Delta Zeta	3.165
10	Sigma Kappa	3.145
11	Alpha Delta Pi	3.062

All-Greek	3.18
All-Undergraduate	3.10
All-Sorority	3.26
All-Female	3.15
All-Fraternity	3.08
All-Male	3.04

Key:

*** the university does not report academic information when there are fewer than three members

NR not ranked



Arizona State Fraternity & Sorority Life

Spring 2015
All-Chapter Ranking

Rank	Chapter	GPA
1	Delta Sigma Theta	3.485
2	Kappa Alpha Theta	3.462
3	Pi Beta Phi	3.433
4	Lambda Sigma Gamma	3.405
5	Chi Omega	3.332
6	Pi Kappa Phi	3.313
7	Sigma Gamma Rho	3.306
8	Alpha Phi	3.276
	PHA	3.27
9	Delta Gamma	3.265
10	Lambda Chi Alpha	3.264
	All-Sorority	3.26
11	Sigma Pi	3.252
12	Alpha Chi Omega	3.250
13	Gamma Rho Lambda	3.243
14	Delta Chi	3.237
15	Alpha Pi Omega	3.220
16	Phi Kappa Theta	3.217
16	Sigma Phi Epsilon	3.217
17	Kappa Kappa Gamma	3.212
18	Kappa Delta Chi	3.207
19	Alpha Gamma Delta	3.204
	All-Greek	3.18
20	Delta Sigma Phi	3.170
21	Delta Zeta	3.165
	All-Female	3.15
22	Sigma Kappa	3.145
23	Pi Kappa Alpha	3.132
24	Delta Lambda Phi	3.111
25	Delta Upsilon	3.106
26	Sigma Tau Gamma	3.101
	IFC	3.10
	All-University	3.10

Rank	Chapter	GPA
27	Gamma Zeta Alpha	3.098
28	Sigma Alpha Mu	3.093
	NALFO	3.09
29	Omega Phi Chi	3.088
	All-Fraternity	3.08
30	Phi Gamma Delta (FIJI)	3.068
31	Alpha Delta Pi	3.062
32	Theta Nu Xi	3.048
33	Epsilon Sigma Rho	3.042
	All-Male	3.04
34	Delta Tau Delta	3.034
35	Lambda Sigma Upsilon	3.014
36	Lambda Theta Phi	3.013
37	Lambda Theta Nu	3.003
38	Kappa Alpha Order	2.978
	MGC	2.97
39	Sigma Lambda Gamma	2.950
40	Alpha Sigma Phi	2.941
41	Gamma Alpha Omega	2.936
42	Alpha Kappa Lambda	2.929
43	Delta Chi Lambda	2.909
44	Kappa Sigma	2.907
45	Phi Beta Sigma	2.896
46	Zeta Beta Tau	2.888
47	Theta Delta Chi	2.887
48	Sigma Phi Beta	2.871
	NPHC	2.84
49	Chi Phi	2.821
50	Delta Kappa Epsilon	2.817
51	Tau Psi Omega	2.811
52	Alpha Kappa Alpha	2.736
53	Omega Delta Phi	2.700
54	Kappa Alpha Psi	2.629
55	Sigma Lambda Beta	2.624
56	Alpha Phi Alpha	2.546
57	Omega Psi Phi	2.158
NR	Phi Sigma Nu	***

Key:

*** the university does not report academic information when there are fewer than three members

NR not ranked



Arizona State Fraternity & Sorority Life

Spring 2015
Alphabetical Listing

Chapter	Size	GPA
Alpha Chi Omega	189	3.250
Alpha Delta Pi	150	3.062
Alpha Gamma Delta	152	3.204
Alpha Kappa Alpha	11	2.736
Alpha Kappa Lambda	25	2.929
Alpha Phi	203	3.276
Alpha Phi Alpha	5	2.546
Alpha Pi Omega	6	3.220
Alpha Sigma Phi	84	2.941
Chi Omega	182	3.332
Chi Phi	50	2.821
Delta Chi	69	3.237
Delta Chi Lambda	21	2.909
Delta Gamma	208	3.265
Delta Kappa Epsilon	60	2.817
Delta Lambda Phi	10	3.111
Delta Sigma Phi	138	3.170
Delta Sigma Theta	6	3.485
Delta Tau Delta	63	3.034
Delta Upsilon	8	3.106
Delta Zeta	176	3.165
Epsilon Sigma Rho	3	3.042
Gamma Alpha Omega	17	2.936
Gamma Rho Lambda	9	3.243
Gamma Zeta Alpha	4	3.098
Kappa Alpha Order	53	2.978
Kappa Alpha Psi	3	2.629
Kappa Alpha Theta	221	3.462
Kappa Delta Chi	39	3.207
Kappa Kappa Gamma	130	3.212
Kappa Sigma	133	2.907
Lambda Chi Alpha	123	3.264
Lambda Sigma Gamma	6	3.405
Lambda Sigma Upsilon	5	3.014
Lambda Theta Nu	12	3.003
Lambda Theta Phi	14	3.013
Omega Delta Phi	8	2.700

Chapter	Size	GPA
Omega Phi Chi	7	3.088
Omega Psi Phi	4	2.158
Phi Beta Sigma	8	2.896
Phi Gamma Delta (FIJI)	87	3.068
Phi Kappa Theta	23	3.217
Phi Sigma Nu	2	***
Pi Beta Phi	189	3.433
Pi Kappa Alpha	142	3.132
Pi Kappa Phi	116	3.313
Sigma Alpha Mu	39	3.093
Sigma Gamma Rho	3	3.306
Sigma Kappa	174	3.145
Sigma Lambda Beta	23	2.624
Sigma Lambda Gamma	11	2.950
Sigma Phi Beta	8	2.871
Sigma Phi Epsilon	79	3.217
Sigma Pi	66	3.252
Sigma Tau Gamma	69	3.101
Tau Psi Omega	26	2.811
Theta Delta Chi	8	2.887
Theta Nu Xi	4	3.048
Zeta Beta Tau	45	2.888

Council Averages

IFC	3.10
MGC	2.97
NALFO	3.09
NPHC	2.84
PHA	3.27

Campus Averages

All-Greek	3.18
All-Undergraduate	3.10
All-Sorority	3.26
All-Female	3.15
All-Fraternity	3.08
All-Male	3.04



Arizona State Fraternity & Sorority Life

Spring 2015
New Member GPA Rank by Council

IFC New Members			
Rank	Chapter	Size	GPA
1	Sigma Pi	63	3.261
2	Sigma Tau Gamma	15	3.245
3	Sigma Phi Beta	4	3.176
4	Delta Sigma Phi	15	3.161
5	Lambda Chi Alpha	11	3.121
6	Phi Kappa Theta	7	3.054
7	Delta Chi	12	3.045
8	Alpha Kappa Lambda	12	3.006
9	Chi Phi	6	2.991
10	Delta Tau Delta	12	2.979
11	Sigma Alpha Mu	9	2.958
12	Kappa Alpha Order	16	2.833
13	Phi Gamma Delta (FIJI)	17	2.824
14	Kappa Sigma	12	2.789
15	Alpha Sigma Phi	17	2.757
16	Pi Kappa Alpha	12	2.753
17	Zeta Beta Tau	4	2.638
18	Delta Kappa Epsilon	7	1.716
NR	Delta Upsilon	0	-
NR	Omega Delta Phi	0	-
NR	Pi Kappa Phi	0	-
NR	Sigma Phi Epsilon	0	-
NR	Theta Delta Chi	2	***

MGC New Members			
Rank	Chapter	Size	GPA
1	Sigma Lambda Gamma	4	3.363
2	Delta Chi Lambda	7	2.904
3	Sigma Lambda Beta	4	2.822
NR	Alpha Pi Omega	0	-
NR	Delta Lambda Phi	0	-
NR	Epsilon Sigma Rho	1	***
NR	Gamma Rho Lambda	0	-
NR	Lambda Sigma Gamma	0	-
NR	Omega Phi Chi	0	-
NR	Phi Sigma Nu	0	-
NR	Tau Psi Omega	0	-
NR	Theta Nu Xi	0	-

NALFO New Members			
Rank	Chapter	Size	GPA
1	Lambda Theta Phi	5	3.41
2	Kappa Delta Chi	18	3.17
3	Gamma Alpha Omega	8	2.54
NR	Lambda Sigma Upsilon	1	***
NR	Lambda Theta Nu	2	***
NR	Gamma Zeta Alpha	0	-

NPHC New Members			
Rank	Chapter	Size	GPA
1	Phi Beta Sigma	4	2.433
2	Omega Psi Phi	3	2.096
NR	Alpha Kappa Alpha	0	-
NR	Alpha Phi Alpha	2	***
NR	Delta Sigma Theta	0	-
NR	Kappa Alpha Psi	0	-
NR	Phi Beta Sigma	0	-

PHA New Members			
Rank	Chapter	Size	GPA
1	Pi Beta Phi	4	3.392
2	Alpha Delta Pi	11	3.298
3	Chi Omega	14	3.232
4	Kappa Kappa Gamma	9	3.099
5	Delta Zeta	18	3.058
6	Sigma Kappa	18	3.008
NR	Alpha Chi Omega	0	-
NR	Alpha Gamma Delta	0	-
NR	Alpha Phi	1	***
NR	Delta Gamma	2	***
NR	Kappa Alpha Theta	0	-

All-Greek New Members	3.02
All-First Year Students	2.77
All-Sorority New Members	3.11
All-First Year Female	2.69
All-Fraternity New Members	2.99
All-First Year Male	2.81

Key:

*** the university does not report academic information when there are fewer than three members

NR not ranked

