



# Arizona State University

## Fraternity & Sorority Life

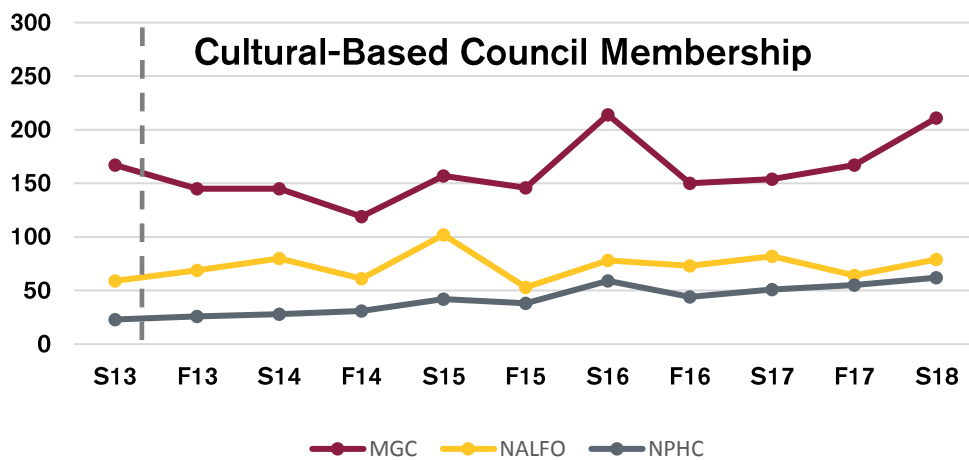
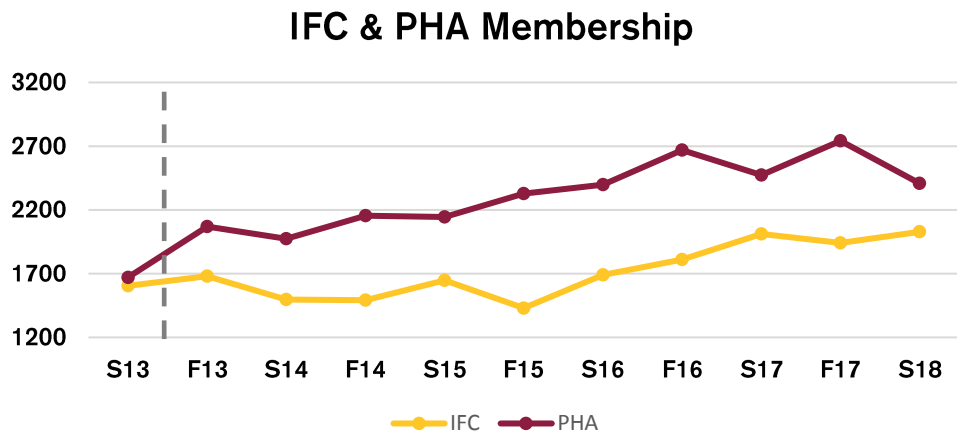
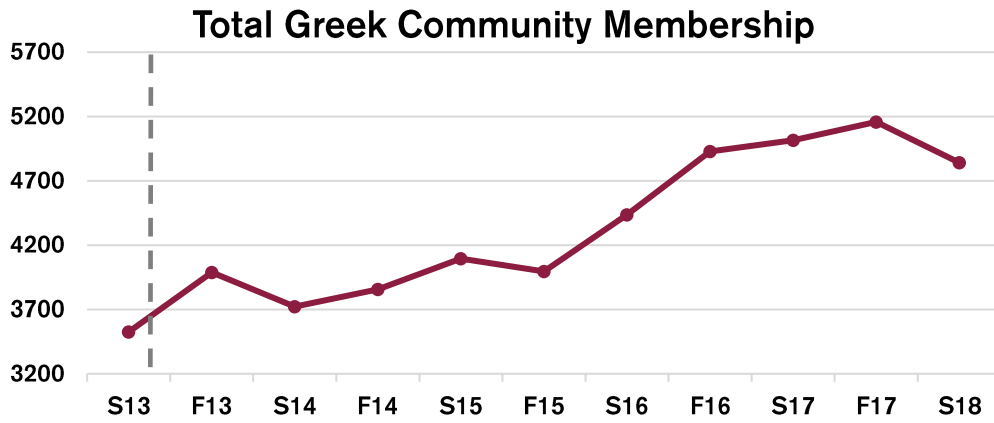
### 2017-2018 Annual Report

#### MEMBERSHIP

- **74 fraternities and sororities** are currently active at Arizona State University:
  - 33 Interfraternity Council (IFC) fraternities
  - 13 Multicultural Greek Council (MGC) chapters
    - 4 fraternities and 9 sororities
  - 6 National Association of Latino Fraternal Organization (NALFO) chapters
    - 3 fraternities and 3 sororities
  - 7 National Pan-Hellenic Council (NPHC) chapters
    - 4 fraternities and 3 sororities
  - 15 Panhellenic Council (PHA) sororities
- Of the more than 54,500 undergraduate students, 4,841 are active members of fraternities and sororities, making up **9% of the undergraduate student population**.
  - 2,661 women are affiliated with a sorority, reflecting 10% of the female undergraduate population at Arizona State University.
  - 2,180 men are affiliated with a fraternity, reflecting 7% of the male undergraduate population at Arizona State University.
- The fraternity and sorority community had an **average chapter size of 63 members**. The average chapter sizes for:
  - Interfraternity Council fraternities was 63 men.
  - Multicultural Greek Council fraternities and sororities was 16 members.
  - National Association of Latino Fraternal Organizations fraternities and sororities was 13 members.
  - National Pan-Hellenic Council fraternities and sororities was 9 members.
  - Panhellenic Council sororities was 150 members.
- A total of 2,187 new members joined the fraternity and sorority community during the 2017-2018 year with **2,040 new members** retaining membership for a 93% retention rate. The number of new members joining:

○ Spring 2018	○ Fall 2017
▪ IFC: 357	▪ IFC: 534
▪ MGC: 65	▪ MGC: 47
▪ NALFO: 15	▪ NALFO: 4
▪ NPHC: 12	▪ NPHC: 32
▪ PHA: 108	▪ PHA: 1013
- The fraternity and sorority community welcomed **seven new organizations** this year:
  - Alpha Omicron Pi Fraternity with 90 members- PHA
  - Alpha Epsilon Phi Sorority with 15 members- PHA
  - Beta Theta Pi Fraternity with 33 members- IFC
  - Farmhouse Fraternity with 14 members- IFC

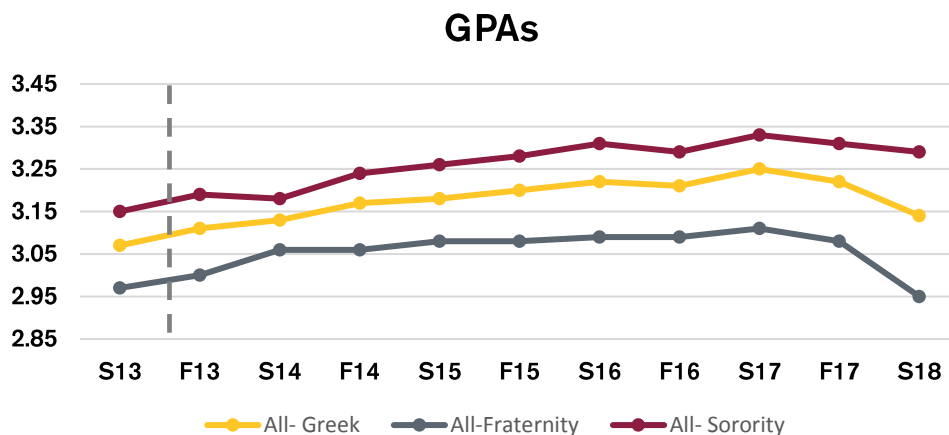
- Phi Kappa Psi with 47 members- IFC
- Sigma Alpha Epsilon with 49 members- IFC
- Zeta Phi Beta Sorority, Inc. with 11 members- NPHC



\*Vertical Dash Line indicates transition to New American Fraternity/Sorority Community Model beginning fall 2013

## SCHOLARSHIP

- All-Greek GPA
  - Spring 2018, the **all-Greek GPA (3.14)** was above the all-University average (3.10) and 37 chapters were above the all-Undergraduate average.
  - Fall 2017, the **all-Greek GPA (3.22)** was above the all-University average (3.05) and 43 chapters were above the all-Undergraduate average.
- All-Sorority GPA
  - Spring 2018, the **all-Sorority GPA (3.29)** was above the all-Female GPA (3.21) and 20 sororities were above the all-Female GPA.
  - Fall 2017, the **all-Sorority GPA (3.28)** was above the all-Female GPA (3.04) and 23 sororities were above the all-Female GPA.
- All-Fraternity GPA
  - Spring 2018, the **all-Fraternity GPA (2.95)** was below the all-Male GPA (3.00), however 21 fraternities were above the all-Male GPA.
  - Fall 2017, the **all-Fraternity GPA (3.08)** was above the all-Male GPA (2.96) and 26 fraternities were above the all-Male GPA.



- Dean's List
  - Spring 2018, there were **1,715 Dean's List recipients**, reflecting 36% of the fraternity and sorority community.
  - Fall 2017, there were **1,699 Dean's List recipients**, reflecting 33% of the fraternity and sorority community.
- The respective governing council GPAs were:
 

<ul style="list-style-type: none"> <li>○ Spring 2018               <ul style="list-style-type: none"> <li>▪ IFC: 3.03</li> <li>▪ MGC: 2.97</li> <li>▪ NALFO: 2.91</li> <li>▪ NPHC: 3.06</li> <li>▪ PHA: 3.36</li> </ul> </li> </ul>	<ul style="list-style-type: none"> <li>○ Fall 2017               <ul style="list-style-type: none"> <li>▪ IFC: 3.09</li> <li>▪ MGC: 3.14</li> <li>▪ NALFO: 3.00</li> <li>▪ NPHC: 3.09</li> <li>▪ PHA: 3.32</li> </ul> </li> </ul>
---	---

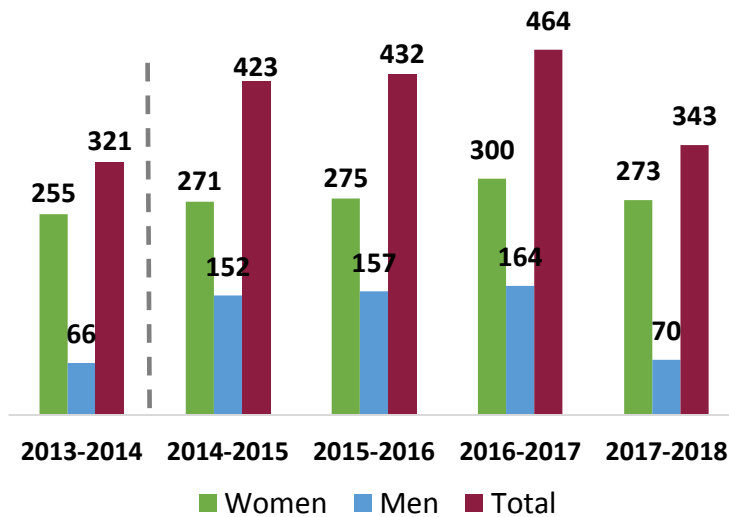
- The chapters achieving the highest overall Chapter GPAs among their respective governing councils were:
  - Spring 2018
    - IFC: Omega Delta Phi Fraternity (3.343)
    - MGC: Omega Phi Chi Sorority (3.436)
    - NALFO: Kappa Delta Chi Sorority (3.102)
    - NPHC: Sigma Gamma Rho Sorority (3.616)
    - PHA: Kappa Alpha Theta Sorority (3.546)
  - Fall 2017
    - IFC: Omega Delta Phi Fraternity (3.408)
    - MGC: Alpha Pi Omega Sorority (3.675)
    - NALFO: Kappa Delta Chi Sorority (3.147)
    - NPHC: Delta Sigma Theta Sorority (3.489)
    - PHA: Kappa Alpha Theta Sorority (3.515)

## CAMPUS INVOLVEMENT

- Fraternity and sorority chapters reported 2,175 members involved in other student organizations or nearly **50% of the community is involved in another student organization**, of which almost 45% reported serving in a leadership role.
- The fraternities and sororities that reported the highest percentage of members being involved in other campus student organizations were:
  - IFC – Kappa Delta Rho (100%)
  - MGC – Alpha Pi Omega Sorority (100%)
  - NALFO – Lambda Sigma Upsilon Fraternity (75%)
  - NPHC – Alpha Kappa Alpha Sorority, Phi Beta Sigma Fraternity, Sigma Gamma Rho Sorority (100%)
  - PHA – Sigma Kappa Sorority (100%)
- The fraternities and sororities that reported the highest percentage of members being involved in leadership positions in other campus student organizations were:
  - IFC – Sigma Phi Epsilon (65%)
  - MGC – Alpha Pi Omega (100%)
  - NALFO – Lambda Sigma Upsilon Fraternity (75%)
  - NPHC – Sigma Gamma Rho Sorority (100%)
  - PHA – Sigma Kappa (52%)
- The fraternity and sorority community continued its focus on promoting spirit, pride, and tradition by hosting several Greek student sections at home football, men’s and women’s basketball, baseball, and softball games.

## ON-CAMPUS GREEK HOUSING

- The fraternity and sorority community increased to **343 on-campus residents** in university operated Greek Housing at Adelphi I Commons and the Villas at Vista del Sol.
  - **273 sorority residents** at Adelphi I Commons, representing 12 chapters of PHA
  - **70 fraternity residents** at Vista del Sol Villas, representing 13 chapters and 3 governing councils (IFC, MGC, NALFO)
- Construction of the **Greek Leadership Village** began, with an anticipated Fall 2018 opening. The student led **Greek Housing Committee** continued the advancement of the Greek Leadership Village and were responsible for creating selection criteria, conducting interviews with interested organizations, and selecting and assigning organizations' placement within the Greek Leadership Village. Additionally, the **Greek Leadership Village Community Center Committee** continued to focus on the operations of the community center, selecting vendors for the retail space, and ways to visually represent organizations without residential presence in the Greek Leadership Village.
- The fraternity and sorority community continued its Greek Housing structure focused on **self-governance** with Adelphi I sororities operating under a Memorandum of Understanding and fraternity men operating under a Special Interest Housing Agreement at Vista del Sol Villas.
- The Greek Housing Ambassador program was continued in Fraternity Villas at Vista del Sol with five Greek Housing Ambassadors hired to serve as peer liaisons between fraternity residents and the Office of Fraternity & Sorority Life assisting with move-in/out, pre-athletic game programming, university policy compliance, and fraternity community building.



## EDUCATIONAL PROGRAMMING

- Fraternities and sororities implemented more than **350 educational programs** for their members and the campus community this year. The education programs covered a wealth of topics, including Alcohol & Other Drugs Education, Body Image, Bystander Prevention, CPR Training, Etiquette, Financial Management, Hazing Prevention, Leadership Development, Networking, Nutrition, Resume Building, Self-Defense, Sexual Violence Prevention, Social Responsibility, Stress Reduction, Study Skills, Time Management, Values-based Decision Making, and Values-based Recruitment.
- The Panhellenic Council sponsored the third annual **PowHER conference** which saw over 300 women engage in discussions and educational programming related to empowerment and leadership development. The conference received the 2017 Pitchfork Award for **Outstanding Career Preparedness or Professional Development Program**.
- The fraternity and sorority community welcomed several **nationally renowned speakers** throughout the year to present on a variety of educational topics, including:
  - David Stollman of CAMPUSPEAK spoke to incoming new members of the Interfraternity Council on hazing prevention and how to make the greatest impact on their chapters.
  - KJ McNamara of Phired Up Productions presented a dynamic workshop about empowering sorority women on a variety of topics, such as body image, leadership, and personal well-being.
  - Tina Van Steenbergem spoke to students about how to bring the heart back to their leadership styles, and the voices back to women in their organizations and relationships.
  - Erin Fischer of the Leadership & Training Studio presented on confidence and self-worth.
- The inaugural **Culture Showcase** was hosted by the Multicultural Greek Council and provided an opportunity for organizations to showcase organization cultures through traditional artistic expressions from Native American, Polynesian, Asian, Latin, African, and other cultures.
- Members of the fraternity and sorority community continued its focus on **sexual violence prevention** throughout the 2017-2018 academic year, participating in several events on the topic, including:
  - **181** fraternity and sorority members have completed **Sun Devil Support Network** Training, which trains students to work with survivors of sexual assault on the ability to provide peer level support and information about legal, medical, and psychological resources available on and off campus.
  - In collaboration with ASU Sexual Violence Prevention and Education Program for Sexual Violence, the Panhellenic Council hosted the **Sexual Violence Prevention Program for Sorority Women** which is geared towards bystander intervention, consent training, and providing appropriate resources and tools for sorority leaders to assist a member who may have been a victim of sexual violence. The program won the 2017 Pitchfork Award for **Most Outstanding Wellness Project or Program**.
  - The Interfraternity Council created focus groups with ASU Sexual Violence and Prevention staff and launched a pilot program with selected chapters to develop a peer led **sexual and relationship violence awareness and prevention** continuing education program for its chapters.
  - Sexual violence prevention was also included as a component of Risk Management Training for chapter presidents, risk managers, new member educators, and social chairs, and New Member Orientation.

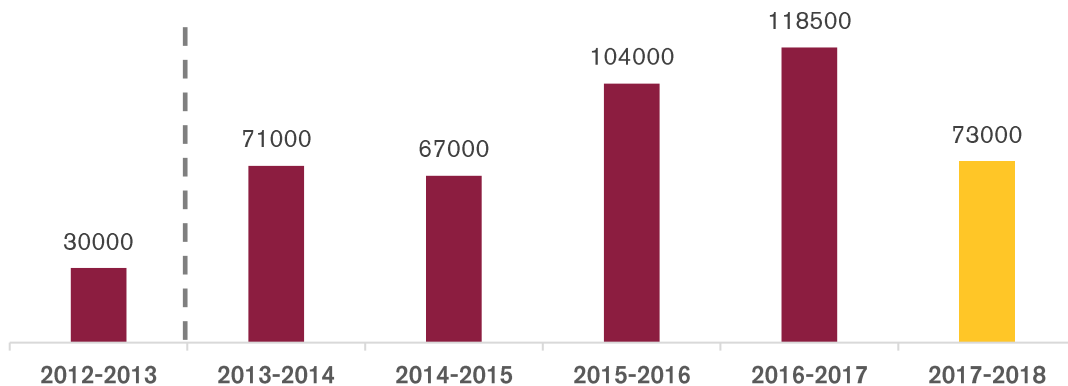
## GREEK CONDUCT BOARD

- Beginning in October 2016 the Fraternity & Sorority Community created the **Greek Conduct Board**. The purpose of this board is to establish self-governance of all governing councils. The board developed a process which establishes a firm outline of conduct proceedings, starting with an allegation and ending with a reasonable and fair decision. The board's focus is building collaboration between the governing councils, encouraging member accountability, and providing justifiable sanctions that are put in place by the Fraternity & Sorority community.
  - The board is chaired by the judicial officers of the governing councils
  - **40** additional Fraternity & Sorority members were added to the board this year; each having to complete 3 hours of conduct board training before being able to hear cases
  - In 2017-2018, the Greek Conduct Board has adjudicated **23 cases**.

## COMMUNITY SERVICE & PHILANTHROPY

- Overall, the fraternity and sorority community reported **73,044 hours of community service**, which is approximately **15 hours per member**. The fraternities and sororities contributing the most number of community service hours were:
  - IFC – Pi Kappa Phi Fraternity (7,795 hours)
  - MGC – Tau Psi Omega Fraternity (857 hours)
  - NALFO – Kappa Delta Chi Sorority (754 hours)
  - NPHC – Phi Beta Sigma Fraternity (956 hours)
  - PHA – Delta Zeta Sorority (11,977 hours)

### Community Service Hours

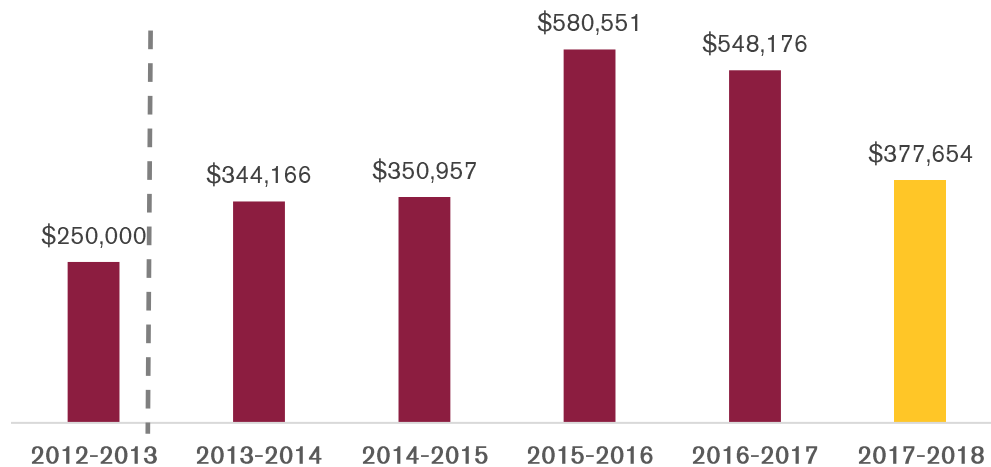


- In conjunction with Homecoming Week, the Greek community partnered with United Blood Services to host the **FSL Blood Drive**. In total, over 170 individuals attempted to donate and over 129 procedures were completed, reaching 96% of the blood drive goal.
- During the Greek Week Service Event, over **600 weekend snack packs** were built for Valley of the Sun United Way to aid local underprivileged youth.
- On April 7, 2018, members of the fraternity and sorority community participated in ASU's **Devils in Disguise** with a number of chapters serving as site leaders; this event which supports local non-profit organizations and causes.



- Overall, the fraternity and sorority community raised **\$377,654 for charitable organizations**, which is approximately **\$78 per member**. The fraternities and sororities raising the most for charitable organizations were:
  - IFC – Lambda Chi Fraternity (\$24,786)
  - MGC – Tau Psi Omega Fraternity (\$2,040)
  - NALFO – Gamma Alpha Omega Fraternity (\$1,075)
  - NPHC – Phi Beta Sigma Fraternity (\$3,422)
  - PHA – Delta Zeta Sorority (\$59,643)

## Charitable Donations



- On April 15, 2018, the fraternity and sorority community hosted Greek Sing, the community's largest philanthropic event, at Gammage Auditorium. With more than 1,500 attendees, fraternities and sororities teamed up to create, choreograph, direct, and perform musical numbers while raising charitable contributions. Greek Sing is the pinnacle event of ASU's *Sun Devils Unite Week of Philanthropy*, a week of raising awareness and donations to benefit Valley of the Sun United Way. In total, **Greek Sing raised more than \$60,000 in donations this year.**
- In October the Interfraternity Council hosted their **Mill Madness Charity Basketball Tournament**, where all proceeds were donated to the charity of choice for the winning team.
- Fraternities and sororities performed community service and/or raised charitable donations for organizations such as, the American Breast Cancer Foundation, American Cancer Society, American Red Cross, ALS Association, Arizona Animal Welfare League, Arizona Humane Society, Arizona Microcredit Initiative, Arizona Skin Cancer Foundation, Be a Leader Foundation, Best Buddies, Habitat for Humanity, Juvenile Diabetes Research Fund, Make-A-Wish Foundation, Maricopa County Animal Care & Control, Phoenix Rescue Mission, Phoenix Zoo, PUSH America, Ronald McDonald House, Salvation Army, SEEDs for Autism, St. Jude's Research Hospital, Susan G. Komen, St. Mary's Food Bank, Toys for Tots, Valley of the Sun United Way, YMCA, various local elementary schools, and many other non-profit organizations and foundations.

# Chapter Statistics

## Grand Totals by Chapter 2017-2018

	Chapter Size (members)	Educational programs (programs)	Charitable Projects (\$ raised)	Community Service (hours)	Campus Involvement (members)	Leadership Position (members)
Acacia	68	4	\$235	1092	28	21
Alpha Chi Omega	202	1	\$12,950	1611	99	57
Alpha Delta Pi	129	2	\$2,318	846	80	8
Alpha Epsilon Phi	15	n/r	n/r	n/r	n/r	n/r
Alpha Epsilon Pi	62	6	\$900	456	11	11
Alpha Gamma Delta	95	6	\$2,250	1730	64	26
Alpha Kappa Alpha	17	10	\$525	223	33	16
Alpha Kappa Lambda	48	2	\$1,000	12	19	7
Alpha Omicron Pi	86	1	\$617	n/r	28	2
Alpha Phi	184	5	\$39,300	3665	30	4
Alpha Phi Alpha	3	n/r	n/r	46	2	3
Alpha Phi Gamma	19	n/r	\$20	54	3	3
Alpha Pi Omega	6	2	n/r	21	9	7
Alpha Sigma Phi	92	3	n/r	248	25	n/r
Beta Theta Pi	27	n/r	n/r	60	n/r	n/r
Chi Omega	210	8	\$5,034	1739	188	49
Chi Phi	84	3	\$3,750	560	7	7
Delta Chi	52	5	\$4,200	428	12	8
Delta Chi Lambda	22	10	\$594	565	32	28
Delta Gamma	200	21	\$36,417	4066	192	63
Delta Sigma Phi	76	1	n/r	136	5	n/r
Delta Sigma Theta	10	14	n/r	147	8	7
Delta Tau Delta	66	5	n/r	976	31	6
Delta Zeta	194	3	\$59,643	11977	340	74
Epsilon Sigma Rho	3	1	n/r	16	n/r	n/r
Farmhouse	14	n/r	n/r	n/r	n/r	n/r
Gamma Alpha Omega	16	4	\$1,075	684	4	3
Gamma Rho Lambda	28	5	\$98	186	5	3
Gamma Zeta Alpha	20	n/r	n/r	60	4	1
Kappa Alpha Order	81	8	\$10,200	376	14	14
Kappa Alpha Theta	216	5	\$3,150	3642	76	61
Kappa Delta	182	9	\$11,203	1817	63	24
Kappa Delta Chi	21	6	n/r	754	2	2
Kappa Delta Rho	22	n/r	\$1,769	154	22	6
Kappa Kappa Gamma	181	22	\$13,384	2038	36	36
Kappa Sigma	133	1	\$3,170	3618	4	n/r
Lambda Chi Alpha	115	2	\$24,786	890	30	15
Lambda Sigma Gamma	22	2	\$25	280	12	11

Lambda Sigma Upsilon	4	7	\$125	124	5	5
Lambda Theta Nu	16	3	\$565	298	5	5
Lambda Theta Phi	2	n/r	n/r	n/r	n/r	n/r
Mu Epsilon Theta	34	7	\$547	411	43	14
Omega Delta Phi	14	1	\$3,500	335	5	5
Omega Phi Chi	8	7	\$100	311	3	3
Omega Psi Phi	3	n/r	n/r	n/r	n/r	n/r
Phi Beta Sigma	13	21	\$3,422	956	25	11
Phi Gamma Delta (FIJI)	90	1	\$7,130	1457	6	6
Phi Kappa Psi	47	10	\$2,888	1140	39	7
Phi Kappa Tau	69	2	\$4,850	604	6	4
Phi Kappa Theta	68	2	\$12,524	166	22	22
Phi Mu Alpha Sinfonia	12	n/r	n/r	n/r	n/r	n/r
Phi Sigma Rho	61	10	\$4,589	1093	35	10
Pi Alpha Phi	10	5	\$327	140	12	4
Pi Beta Phi	249	14	\$14,000	1368	71	27
Pi Kappa Alpha	84	4	\$4,350	n/r	73	14
Pi Kappa Phi	153	3	\$21,875	7795	85	25
Pi Lambda Chi	9	n/r	n/r	n/r	n/r	n/r
Sigma Alpha Epsilon	48	10	\$550	581	6	2
Sigma Alpha Mu	36	2	\$2,800	76	17	10
Sigma Chi	80	n/r	n/r	695	n/r	n/r
Sigma Gamma Rho	3	4	\$75	38	4	4
Sigma Kappa	169	24	\$24,904	3562	332	133
Sigma Lambda Beta	24	9	\$500	664	24	9
Sigma Lambda Gamma	18	1	n/r	214	11	9
Sigma Nu	46	1	\$1,200	465	79	17
Sigma Phi Epsilon	69	8	\$2,000	776	45	45
Sigma Pi	79	1	n/r	462	17	2
Sigma Tau Gamma	107	2	\$13,775	2592	30	19
Tau Psi Omega	40	8	\$2,040	857	33	17
Theta Delta Chi	31	4	\$4,100	291	29	12
Theta Nu Xi	2	n/r	n/r	n/r	n/r	n/r
Theta Xi	34	4	\$1,176	78	27	12
Zeta Beta Tau	21	5	\$1,800	258	4	4
Zeta Phi Beta	16	1	n/r	64	6	3
Chapters Reporting	74	61	53	65	64	61
<b>Total</b>	<b>4,841</b>	<b>458</b>	<b>\$377,654</b>	<b>73, 044</b>	<b>1, 043</b>	<b>705</b>

\*n/r: chapter did not report data

# **Membership Statistics**

**Composite from Fall 2006 – Spring 2018**  
(see enclosed)

Organization Name	F06	S07	F07	S08	F08	S09	F09	S10	F10	S11	F11	S12	F12	S13	F13	S14	F14	S15	F15	S16	F16	S17	F17	S18			
<b>Interfraternity Council (mens)</b>	<b>1146</b>	<b>1308</b>	<b>937</b>	<b>1148</b>	<b>986</b>	<b>1329</b>	<b>1458</b>	<b>1293</b>	<b>1086</b>	<b>1164</b>	<b>1289</b>	<b>1374</b>	<b>1673</b>	<b>1605</b>	<b>1681</b>	<b>1497</b>	<b>1492</b>	<b>1648</b>	<b>1430</b>	<b>1689</b>	<b>1972</b>	<b>1971</b>	<b>1941</b>	<b>2028</b>			
Acacia	-	-	-	-	-	-	-	-	-	-	-	-	-	-	-	-	-	-	-	21Ⓞ	29	38	50	68			
Alpha Delta Phi	-	-	-	-	-	-	-	-	-	-	12Ⓞ	16	55	66	45	48	Closed (D)										
Alpha Epsilon Pi	72	79	79	101	79	103	65	50	***	***	***	21	47	36	Closed (D)										46	56	62
Alpha Kappa Lambda	-	-	-	-	-	-	-	-	-	-	-	-	-	-	-	-	31	26	34	46	45	49	42	48			
Alpha Sigma Phi	-	-	-	-	-	-	-	-	-	Ⓞ	44	64	89	78	68	78	78	88	93	89	97	108	82	92			
Chi Phi	-	-	-	-	-	-	-	-	-	-	-	-	-	-	-	28	31	53	55	64	61	85	92	99	84		
Delta Chi	49	69	20	52	53	57	71	64	59	55	68	61	80	98	72	59	63	76	86	68	75	49	50	52			
Delta Kappa Epsilon	Closed (D)								10Ⓞ	12	52	66	90	86	81	81	86	64	Closed (D)								
Delta Sigma Phi	113	133	109	140	90	59	87	79	Closed (D)				121Ⓞ	129	124	122	132	145	123	126	133	130	90	76			
Delta Tau Delta	24	31	24	25	21	18	14	19	23	30	40	41	35	41	48	53	70	77	77	89	96	89	79	66			
Delta Upsilon	27	22	21	26	25	30	34	32	37	35	42	38	36	27	12	12	9	9	Closed (M)								
Farmhouse	-	-	-	-	-	-	-	-	-	-	-	-	-	-	-	-	-	-	-	-	-	-	-	14Ⓞ			
Kappa Alpha Order	40	48	41	52	34	52	67	54	46	41	50	39	16	35	34	37	45	66	62	85	83	77	68	81			
Kappa Delta Rho	-	-	-	-	-	-	-	-	-	-	-	-	-	-	-	-	-	-	-	-	-	-	Ⓞ	22			
Kappa Sigma	63	71	75	79	68	79	50	55	63	68	59	95	116	68	102	109	128	165	126	134	139	150	123	133			
Lambda Chi Alpha	Closed (D)								37Ⓞ	47	71	83	91	113	101	112	127	130	99	122	140	119	118	115			
Omega Delta Phi	20	13	14	17	24	21	17	16	16	12	26	26	22	24	28	11	11	13	3	13	10	18	14	14			
Phi Gamma Delta	8	8	16	33	22	61	61	54	56	67	81	82	99	81	97	85	76	95	87	107	106	116	98	90			
Phi Kappa Psi	78	108	Closed (D)																			32	47				
Phi Sigma Kappa	Closed (D)			Ⓞ	24	43	44	60	51	52	Closed (D)																
Phi Kappa Tau	-	-	-	-	-	-	-	-	-	-	-	-	-	-	-	-	-	-	Ⓞ	30	35	44	63	69			
Phi Kappa Theta	-	-	-	-	-	-	-	-	-	-	-	-	-	-	-	-	16	23	25	23	43	57	71	68			
Phi Mu Alpha	-	-	-	-	-	-	-	-	-	-	-	-	-	-	-	-	-	-	Ⓞ	18	10	13	-	12			
Pi Kappa Alpha	120	136	Closed (D)											189Ⓞ	162	151	143	154	115	146	169	132	67	84			
Pi Kappa Phi	52	59	47	63	47	78	71	66	63	72	114	126	135	142	122	137	130	122	90	120	158	135	128	153			
Sigma Alpha Epsilon	40	47	37	66	56	94	85	82	76	83	118	107	121	Closed (D)										42	48		
Sigma Alpha Mu	22	8	23	26	22	40	44	45	35	34	41	44	38	45	39	43	40	46	40	36	42	48	41	36			
Sigma Chi	109	120	128	140	89	120	122	119	102	110	110	114	124	120	110	Closed (D)						75	80				
Sigma Nu	68	87	57	33	52	76	77	75	75	99	Closed (D)										40	59	46				
Sigma Phi Beta	28	36	30	20	13	14	23	13	22	12	25	19	22	20	8	8	13	10	10	11	11	11	Closed (M)				
Sigma Phi Epsilon	26	29	43	55	49	91	91	84	52	79	101	126	137	144	150	119	105	80	97	94	118	99	42	69			
Sigma Pi	84	93	72	83	96	124	137	106	108	109	Closed (D)							68Ⓞ	78	65	90	89	79	79			
Sigma Tau Gamma	-	-	-	-	-	-	-	-	-	-	-	-	-	-	-	38Ⓞ	64	71	76	98	114	118	108	107			
Tau Epsilon Phi	-	-	-	-	-	-	-	-	-	-	-	-	-	-	-	-	-	-	Ⓞ	28	39	26	Closed (M)				
Tau Kappa Epsilon	31	36	34	51	41	41	66	56	55	39	100	94	98	***	103	Closed (D)											
Theta Chi	44	55	56	75	53	78	83	80	52	54	94	86	61	49	99	115	25	Closed (D)									
Theta Delta Chi	Closed (M)			Ⓞ	19	34	26	37	38	30	29	18	18	17	9	4	8	11	7	5	8	22	29	31			
Theta Xi	28	20	11	11	9	16	15	Closed (M)										39	28	30	34						
Zeta Beta Tau	Closed (M)				Ⓞ	10	Closed (M)				Ⓞ	9	28	29	44	54	38	54	58	28	22	21					

	F06	S07	F07	S08	F08	S09	F09	S10	F10	S11	F11	S12	F12	S13	F13	S14	F14	S15	F15	S16	F16	S17	F17	S18					
<b>Multicultural Greek Council</b>	49	57	54	65	86	95	89	136	138	142	127	169	162	167	145	145	119	157	146	214	163	154	167	211					
Alpha Phi Gamma (womens)	-	-	-	-	-	-	-	-	-	-	-	-	-	-	-	-	-	-	-	-	-	©	15	19					
Alpha Pi Omega (womens)	-	-	6©	11	7	4	7	9	6	12	7	5	9	7	3	6	6	6	3	6	5	4	3	6					
Delta Chi Lambda (womens)	-	-	-	-	-	-	-	12©	8	16	13	11	13	9	21	11	13	22	19	25	19	21	21	22					
Delta Lambda Phi (mens)	-	-	-	-	-	-	-	-	-	-	-	-	17©	12	10	15	11	11	12	12	14	3	0	Closed (M)					
Epsilon Sigma Rho (mens)	-	-	-	-	-	-	-	-	-	-	8©	8	8	13	10	4	3	4	2	3	2	4	3	3					
Gamma Rho Lambda (womens)	20	17	16	17	22	17	14	15	18	16	11	19	11	10	15	19	13	19	14	28	19	15	26	28					
Lambda Sigma Gamma (womens)	-	-	-	-	-	-	-	-	-	-	-	-	4©	3	5	6	6	6	3	8	13	13	14	22					
Omega Phi Chi (womens)	-	2©	6	4	11	25	15	21	22	14	7	18	18	9	5	9	8	9	6	11	5	7	5	8					
Phi Sigma Nu (mens)	-	-	-	11©	10	9	16	21	10	12	9	8	4	7	1	6	2	3	Đ	Đ	Đ	Đ	Đ	Đ					
Pi Alpha Phi (mens)	-	-	-	-	-	-	-	-	-	-	-	-	-	-	-	-	-	9©	16	20	18	15	12	10					
Pi Lambda Chi	-	-	-	-	-	-	-	-	-	-	-	-	-	-	-	-	-	-	-	-	-	-	-	9©					
Sigma Lambda Beta (mens)	6	9	7	7	9	14	11	16	22	23	21	29	32	26	22	22	20	23	20	28	27	33	24	24					
Sigma Lambda Gamma (womens)	6	6	Closed (D)					9©	7	11	6	8	3	4	1	1	6	11	15	21	19	13	17	18					
Tau Psi Omega (mens)	11	13	14	9	20	19	21	25	34	28	40	37	42	56	37	41	27	27	32	46	31	27	20	40					
Theta Nu Xi (womens)	6	10	5	6	7	7	5	8	11	10	5	9	6	13	10	9	4	6	4	4	2	2	Đ	2					
	F06	S07	F07	S08	F08	S09	F09	S10	F10	S11	F11	S12	F12	S13	F13	S14	F14	S15	F15	S16	F16	S17	F17	S18					
<b>Nat'l Assoc. of Latino Fraternal Org.</b>	83	59	49	54	69	58	53	82	87	70	94	109	80	59	69	80	61	102	53	78	74	82	64	79					
Gamma Alpha Omega (womens)	39	36	21	31	32	24	17	27	28	36	28	28	17	15	20	17	8	18	11	18	16	23	13	16					
Gamma Zeta Alpha (mens)	-	-	-	©	4	5	4	5	5	5	5	Đ	Đ	3©	3	5	4	3	7	10	19	13	20						
Kappa Delta Chi (womens)	33	20	25	21	30	22	24	32	34	***	28	42	41	24	26	23	24	46	18	19	29	21	20	21					
Lambda Sigma Upsilon (mens)	-	-	-	-	-	-	-	-	3©	8	8	8	4	3	3	5	3	7	3	4	4	3	6	4					
Lambda Theta Alpha (womens)	5	Closed (D)																											
Lambda Theta Nu (womens)	-	-	-	-	-	-	13©	10	14	12	15	14	7	8	4	16	11	11	8	11	13	14	12	16					
Lambda Theta Phi (mens)	6	3	3	2	3	7	8	8	3	9	10	17	11	9	13	16	10	16	10	10	2	2	Đ	Đ					
	F06	S07	F07	S08	F08	S09	F09	S10	F10	S11	F11	S12	F12	S13	F13	S14	F14	S15	F15	S16	F16	S17	F17	S18					
<b>National Pan-Hellenic Council</b>	38	42	52	54	59	64	53	61	52	46	27	31	21	23	26	28	31	42	38	59	45	51	55	62					
Alpha Kappa Alpha (womens)	11	8	11	8	13	16	10	14	7	11	Closed (D)											11©	11	18	18	13	12	16	14
Alpha Phi Alpha (mens)	3	8	5	5	10	10	9	9	7	7	Đ	3	Đ	3	1	2	1	5	4	3	2	5	4	3					
Delta Sigma Theta (womens)	4	2	7	7	7	12	8	11	7	5	3	12	8	8	9	9	8	7	4	16	10	10	4	10					
Kappa Alpha Psi (mens)	4	3	8	8	5	5	8	8	6	13	6	6	3	3	6	6	3	3	2	6	4	4	Đ	Đ					
Omega Psi Phi (mens)	Đ	4	3	3	3	2	Đ	Đ	6	4	3	3	3	3	Đ	2	1	4	3	5	4	4	3	3					
Phi Beta Sigma (mens)	7	5	7	8	3	7	6	3	9	Đ	12	7	3	6	4	5	4	9	5	6	8	9	15	13					
Sigma Gamma Rho (womens)	6	9	8	8	10	7	3	9	5	6	3	Đ	4	Đ	6	4	3	3	2	5	4	7	3	3					
Zeta Phi Beta (womens)	3	3	3	7	8	5	9	7	5	Closed (D)													10	16					

	F06	S07	F07	S08	F08	S09	F09	S10	F10	S11	F11	S12	F12	S13	F13	S14	F14	S15	F15	S16	F16	S17	F17	S18
<b>Panhellenic Council (womens)</b>	1327	1257	1354	1229	1352	1291	1463	1336	1519	1375	1608	1549	1756	1671	2068	1973	2154	2145	2328	2397	2719	2424	2742	2407
Alpha Chi Omega	124	123	137	112	123	113	132	113	128	115	157	130	127	121	166	172	207	187	205	216	255	226	243	184
Alpha Delta Pi	106	94	97	94	124	100	105	107	103	119	115	110	106	115	132	125	169	159	128	122	167	132	130	129
Alpha Epsilon Phi	-	-	-	-	-	-	-	-	-	-	-	-	-	-	-	-	-	-	-	-	-	-	-	15
Alpha Gamma Delta	Closed (M)								66©	57	115	111	129	129	156	150	161	168	209	187	158	140	160	95
Alpha Omicron Pi	-	-	-	-	-	-	-	-	-	-	-	-	-	-	-	-	-	-	-	-	-	-	©	86
Alpha Phi	102	102	120	105	104	110	119	139	126	155	158	192	160	159	184	171	215	217	255	211	251	206	77	202
Chi Omega	121	129	124	112	116	116	136	120	116	120	163	140	163	150	175	159	195	185	212	212	231	202	234	210
Delta Gamma	127	78	104	122	109	125	133	118	146	131	166	162	198	146	168	165	212	216	225	191	219	203	226	200
Delta Zeta	125	135	150	129	142	122	141	125	148	146	176	163	172	173	185	182	188	180	207	214	235	199	217	194
Gamma Phi Beta	112	96	97	93	110	113	140	123	109	108	93	92	73	73	128	144	Closed (M)							
Kappa Alpha Theta	138	133	137	123	143	128	143	131	156	151	202	156	181	165	195	195	231	270	249	244	248	235	238	216
Kappa Delta	116	124	129	118	124	122	139	115	129	Closed (D)									153©	144	204	166	211	182
Kappa Kappa Gamma	127	120	132	92	126	120	138	127	151	144	140	137	163	153	178	180	179	180	194	207	248	230	228	181
Mu Epsilon Theta	-	-	-	-	-	-	-	-	-	-	-	-	-	-	-	-	-	-	-	-	-	-	46	34
Phi Sigma Rho	-	-	-	-	-	-	-	-	-	-	-	-	-	-	-	-	-	-	©	31	44	54	49	61
Pi Beta Phi	129	123	127	129	131	122	137	118	141	129	123	156	167	165	207	206	215	198	228	218	249	245	257	249
Sigma Kappa	Closed (M)												117©	122	194	124	182	185	216	200	210	186	218	169

Guide:

- Dormant Chapter                    **ⓓ**
- Colonizing Semester (No Data)    **©**
- Colonizing Semester (W/ Data)    **12©**
- No Chapter at ASU                    **-**
- Operating w/o ASU Recognition    **\*\*\***
- Closed (Disciplinary)                **Closed (D)**
- Closed (low Membership)            **Closed (M)**

# **Academic Reports**

**Composite Fall 2006 – Spring 2018**

(see enclosed)



**Arizona State University - Fraternity & Sorority Life**

**Comprehensive Grade Report**

	S18	F17	S17	F16	S16	F15	S15	F14	S14	F13	S13	F12	S12	F11	S11	F10	S10	F09	S09	F08	S08	F07	S07	F06	
<b>IFC</b>	<b>3.03</b>	3.09	3.12	3.09	3.10	3.10	3.10	3.06	3.07	3.00	2.97	2.93	2.82	2.82	2.85	2.70	2.83	-	-	-	-	-	-	-	
Acacia	3.15	3.20	3.22	3.38	3.22	-	-	-	-	-	-	-	-	-	-	-	-	-	-	-	-	-	-	-	
Alpha Epsilon Pi	3.15	3.21	3.26	-	-	-	-	-	-	-	-	-	-	-	-	-	-	-	-	-	-	-	-	-	
Alpha Kappa Lambda	2.96	3.00	3.06	3.04	2.96	2.98	2.93	2.99	-	-	-	-	-	-	-	-	-	-	-	-	-	-	-	-	
Alpha Sigma Phi	2.79	2.91	2.98	2.96	3.00	2.90	2.94	2.92	2.97	2.83	2.92	2.93	2.71	2.85	-	-	-	-	-	-	-	-	-	-	
Beta Theta Pi	2.87	-	-	-	-	-	-	-	-	-	-	-	-	-	-	-	-	-	-	-	-	-	-	-	
Chi Phi	2.90	2.97	2.97	2.87	2.99	2.87	2.82	2.92	2.89	2.84	-	-	-	-	-	-	-	-	-	-	-	-	-	-	
Delta Chi	2.92	3.02	2.99	2.95	3.15	3.15	3.24	3.23	3.05	2.98	2.96	2.79	2.55	2.85	2.85	2.68	2.93	2.70	2.74	2.60	2.61	2.36	2.79	2.87	
Delta Lambda Phi	-	-	-	***	3.28	3.21	3.11	3.42	3.39	3.05	3.22	3.11	3.34	-	-	-	-	-	-	-	-	-	-	-	-
Delta Sigma Phi	3.01	3.12	3.05	3.09	3.07	3.05	3.17	3.06	3.12	3.03	2.99	3.00	-	-	-	-	-	2.84	2.99	2.85	2.69	2.89	2.85	2.72	
Delta Tau Delta	3.15	3.12	3.07	3.01	2.95	3.11	3.03	3.00	2.90	2.97	3.08	3.14	2.79	2.78	2.89	2.99	3.17	2.94	3.36	3.01	2.97	2.98	2.86	2.90	
Farmhouse	3.05	-	-	-	-	-	-	-	-	-	-	-	-	-	-	-	-	-	-	-	-	-	-	-	
Kappa Alpha Order	3.02	3.05	3.03	2.96	2.90	2.93	3.11	3.03	2.90	2.56	2.42	2.49	2.69	2.84	2.59	2.83	2.68	2.65	2.58	2.36	2.86	2.60	2.39	2.36	
Kappa Delta Rho	2.88	3.19	3.23	-	-	-	-	-	-	-	-	-	-	-	-	-	-	-	-	-	-	-	-	-	
Kappa Sigma	2.81	2.98	3.04	3.11	3.10	3.00	2.98	2.95	2.85	3.02	2.61	2.70	2.66	2.74	2.86	2.90	2.93	2.69	2.83	2.84	2.77	2.94	2.98	2.72	
Lambda Chi Alpha	3.30	3.40	3.39	3.40	3.45	3.40	2.91	2.82	2.82	2.80	2.84	2.68	2.41	2.62	2.78	2.62	2.70	2.73	2.81	2.81	2.83	2.60	2.61	2.71	
Omega Delta Phi	3.34	3.41	3.31	2.86	2.97	2.83	3.26	3.30	3.31	3.27	3.45	3.39	3.38	3.41	3.37	3.37	3.36	3.36	-	-	-	-	-	-	
Phi Gamma Delta (FJI)	3.01	3.12	3.14	3.04	3.06	3.07	2.70	3.05	3.34	3.03	2.74	2.44	2.77	2.84	2.94	2.45	2.38	2.90	2.87	2.77	2.75	2.82	2.91	2.77	
Phi Kappa Psi	3.07	3.02	-	-	-	-	-	-	-	-	-	-	-	-	-	-	-	-	-	-	-	-	-	-	
Phi Kappa Tau	2.86	2.98	2.93	2.97	2.99	2.74	3.07	3.11	3.10	2.95	3.01	3.06	2.88	2.80	2.89	2.93	2.64	2.84	2.74	2.67	2.61	2.67	3.06	2.46	
Phi Kappa Theta	3.34	3.35	3.30	3.25	3.30	3.23	3.22	3.18	-	-	-	-	-	-	-	-	-	-	-	-	-	-	-	-	
Phi Mu Alpha	3.26	-	3.33	3.31	3.56	3.50	-	-	-	-	-	-	-	-	-	-	-	-	-	-	-	-	-	-	
Pi Kappa Alpha	2.84	2.99	3.07	3.02	3.05	3.17	3.13	3.04	3.10	3.06	2.92	-	-	-	-	-	-	-	-	-	-	-	-	-	
Pi Kappa Phi	3.18	3.15	3.18	3.21	3.28	3.34	3.31	3.25	3.21	3.22	3.13	3.11	2.90	2.97	3.13	3.07	2.92	2.96	2.90	2.95	2.92	2.83	2.89	2.95	
Sigma Alpha Epsilon	2.94	3.11	-	-	-	-	-	-	-	-	-	-	-	-	-	-	-	-	-	-	-	-	-	-	
Sigma Alpha Mu	2.68	2.76	3.17	3.05	3.08	2.94	3.09	3.18	3.43	3.23	3.28	2.92	3.04	3.05	3.19	3.27	3.15	3.13	3.15	3.19	3.06	2.97	2.99	3.25	
Sigma Chi	2.79	2.87	-	-	-	-	-	-	-	-	-	-	-	-	-	-	-	-	-	-	-	-	-	-	
Sigma Nu	3.34	3.14	3.07	-	-	-	-	-	-	-	-	-	-	-	-	-	-	-	-	-	-	-	-	-	
Sigma Phi Beta	-	-	3.10	3.15	2.87	2.88	2.87	2.89	3.16	2.69	2.99	2.96	2.76	2.45	3.20	2.65	3.22	2.46	2.26	2.88	3.05	2.81	3.11	3.07	
Sigma Phi Epsilon	2.87	3.04	3.02	3.04	3.18	3.17	3.22	3.21	3.17	3.10	3.06	3.00	3.00	3.00	3.01	3.05	-	-	2.81	2.92	2.86	2.79	2.72	3.00	
Sigma Pi	3.05	3.08	3.17	3.20	3.15	3.14	3.25	-	-	-	-	-	-	-	-	-	-	-	-	-	-	-	-	-	
Sigma Tau Gamma	3.21	3.14	3.15	3.17	3.04	3.21	3.10	3.11	3.15	-	-	-	-	-	-	-	-	-	-	-	-	-	-	-	
Tau Epsilon Phi	-	-	3.05	3.05	3.04	-	-	-	-	-	-	-	-	-	-	-	-	-	-	-	-	-	-	-	
Theta Delta Chi	2.72	2.92	2.90	2.80	2.23	2.66	2.89	2.99	2.81	2.74	2.41	2.11	2.61	2.58	2.76	2.72	2.70	2.66	2.64	2.69	-	-	-	-	
Theta Xi	3.16	3.22	3.28	3.23	-	-	-	-	-	-	-	-	-	-	-	-	-	-	-	-	-	-	-	-	
Triangle	-	-	3.51	-	-	-	-	-	-	-	-	-	-	-	-	-	-	-	-	-	-	-	-	-	
Zeta Beta Tau	3.15	2.80	3.05	2.86	2.72	2.90	2.89	2.91	2.99	2.81	2.87	-	-	-	-	-	-	-	-	-	-	-	-	-	
<b>MGC</b>	<b>2.97</b>	3.14	3.06	2.94	3.00	2.92	2.97	3.04	3.14	3.13	3.20	2.99	2.98	2.97	2.78	2.83	2.87	2.83	-	-	-	-	-	-	
Alpha Phi Gamma	3.28	3.48	-	-	-	-	-	-	-	-	-	-	-	-	-	-	-	-	-	-	-	-	-	-	
Alpha Pi Omega	3.38	3.68	3.51	3.63	3.50	3.67	3.22	2.75	2.36	2.48	1.78	2.22	2.55	2.62	2.65	2.46	2.63	2.73	2.94	3.15	3.17	3.47	-	-	
Delta Chi Lambda	3.28	3.36	3.16	3.07	3.22	2.92	2.91	2.92	3.14	3.17	2.99	3.03	3.28	3.17	2.99	2.83	2.98	-	-	-	-	-	-	-	
Epsilon Sigma Rho	1.80	2.45	2.29	***	***	***	3.04	3.02	3.23	3.73	3.05	3.21	2.34	2.35	-	-	-	-	-	-	-	-	-	-	
Gamma Rho Lambda	3.18	3.19	2.98	3.24	3.06	2.78	3.24	2.91	3.17	3.54	3.05	3.17	3.03	3.09	3.09	3.03	2.58	2.74	2.52	3.04	2.97	3.18	3.06	2.91	
Lambda Sigma Gamma	2.66	2.99	3.24	2.86	3.21	3.04	3.41	3.34	3.26	3.13	2.90	3.48	-	-	-	-	-	-	-	-	-	-	-	-	
Omega Phi Chi	3.44	3.62	3.43	3.53	2.88	2.94	3.09	3.12	2.99	3.43	2.78	2.56	2.71	2.54	2.58	2.94	2.93	2.96	2.55	2.98	2.59	2.62	1.70	-	
Pi Alpha Phi	3.02	2.77	3.08	2.71	2.87	-	-	-	-	-	-	-	-	-	-	-	-	-	-	-	-	-	-	-	
Pi Lambda Chi	2.74	2.78	-	-	-	-	-	-	-	-	-	-	-	-	-	-	-	-	-	-	-	-	-	-	
Sigma Lambda Beta	2.78	3.07	2.95	2.85	2.89	2.80	2.62	2.95	2.77	3.16	3.05	3.19	3.15	3.08	2.78	2.81	3.05	2.94	2.70	1.85	2.06	2.22	2.26	2.49	
Sigma Lambda Gamma	3.08	3.21	2.79	2.84	2.80	2.85	2.95	2.96	***	***	2.90	2.88	2.49	3.09	3.08	3.11	2.73	-	-	-	-	-	-	-	
Tau Psi Omega	2.60	2.67	3.01	2.70	2.87	2.79	2.81	2.97	2.89	3.12	2.98	2.90	3.06	2.73	3.06	2.91	2.98	3.04	2.87	2.71	2.78	2.82	2.83	3.06	
Theta Nu Xi	***	-	***	***	3.98	3.61	3.05	3.23	2.78	3.15	3.11	3.35	3.08	2.61	2.88	3.05	2.59	3.06	3.45	2.84	3.00	3.07	3.12	2.91	
<b>NALFO</b>	<b>2.91</b>	3.00	3.00	2.93	3.00	2.90	3.09	3.12	3.11	3.03	3.03	3.08	2.98	2.88	2.87	2.88	3.00	-	-	-	-	-	-	-	
Gamma Alpha Omega	2.84	2.59	3.07	2.98	2.78	2.71	2.94	3.41	3.36	3.22	3.07	3.02	3.14	2.99	2.97	2.73	3.00	3.06	2.80	2.81	2.73	2.93	2.62	2.74	
Gamma Zeta Alpha	2.73	2.92	2.63	2.79	3.48	2.57	3.10	2.87	2.67	-	-	-	-	1.97	1.46	2.72	2.35	2.05	2.63	2.05	-	-	-	-	
Kappa Delta Chi	3.10	3.15	3.19	3.00	3.11	3.02	3.21	3.19	3.35	3.12	2.96	3.07	2.93	3.19	-	2.91	3.10	3.23	3.25	2.65	2.95	2.60	2.93	2.72	
Lambda Sigma Upsilon	2.51	2.73	3.07	2.48	2.92	2.69	3.01	2.78	2.70	***	2.90	2.99	3.15	2.27	2.74	2.37									