



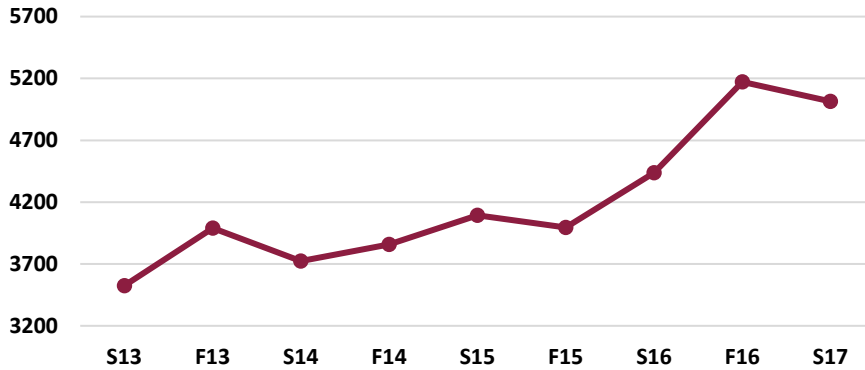
# Arizona State University Fraternity & Sorority Life 2016-2017 Annual Report

## MEMBERSHIP

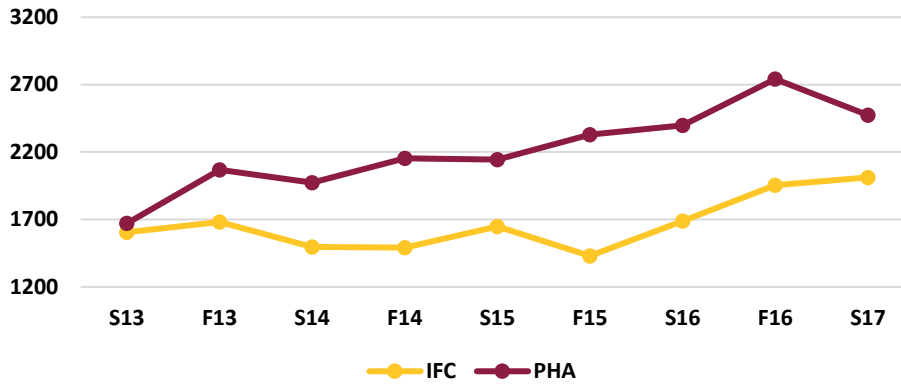
- **76 fraternities and sororities** are currently active at Arizona State University:
  - 30 Interfraternity Council (IFC) fraternities
  - 11 Multicultural Greek Council (MGC) chapters
    - 4 fraternities and 7 sororities
  - 6 National Association of Latino Fraternal Organization (NALFO) chapters
    - 3 fraternities and 3 sororities
  - 7 National Pan-Hellenic Council (NPHC) chapters
    - 4 fraternities and 3 sororities
  - 14 Panhellenic Council (PHA) sororities
  - 8 Professional Fraternity Council (PFC) chapters
    - 1 sorority, and 7 co-ed
- Of the more than 55,000 undergraduate students, 5,015 are active members of fraternities and sororities, making up **9% of the undergraduate student population**.
  - 2,634 women are affiliated with a sorority, reflecting 10% of the female undergraduate population at Arizona State University.
  - 2,137 men are affiliated with a fraternity, reflecting 7% of the male undergraduate population at Arizona State University.
- The fraternity and sorority community had an **average chapter size of 69 members**. The average chapter sizes for:
  - Interfraternity Council fraternities was 67 men.
  - Multicultural Greek Council fraternities and sororities was 14 members.
  - National Association of Latino Fraternal Organizations fraternities and sororities was 14 members.
  - National Pan-Hellenic Council fraternities and sororities was 7 members.
  - Professional Fraternity Council fraternities and sororities was 50 members.
  - Panhellenic Council sororities was 177 members.
- A total of 2,459 new members joined the fraternity and sorority community during the 2016-2017 year with **1,769 new members** retaining membership for an 72% retention rate. The number of new members joining:
  - Spring 2017
    - IFC: 400
    - MGC: 29
    - NALFO: 23
    - NPHC: 11
    - PFC: 59
    - PHA: 117
  - Fall 2016
    - IFC: 599
    - MGC: 49
    - NALFO: 28
    - NPHC: 5
    - PFC: 52
    - PHA: 1087
- The fraternity and sorority community welcomed **six new organizations** this year:
  - Alpha Epsilon Pi Fraternity with 46 men – Interfraternity Council (IFC)

- Kappa Delta Rho Fraternity with 24 men – Interfraternity Council (IFC)
- Sigma Nu Fraternity with 40 men – Interfraternity Council (IFC)
- Theta Xi Fraternity with 28 men – Interfraternity Council (IFC)
- Triangle Fraternity with 17 men – Interfraternity Council (IFC)
- Mu Epsilon Theta Sorority with 37 women – Panhellenic Council (PHA)

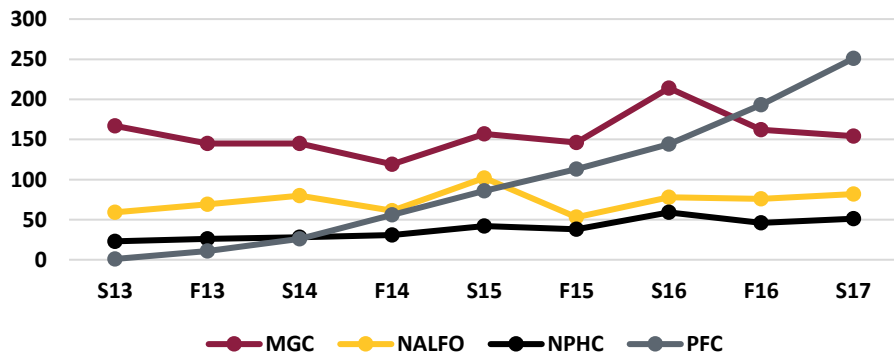
### Total Greek Community Membership



### IFC & PHA Membership

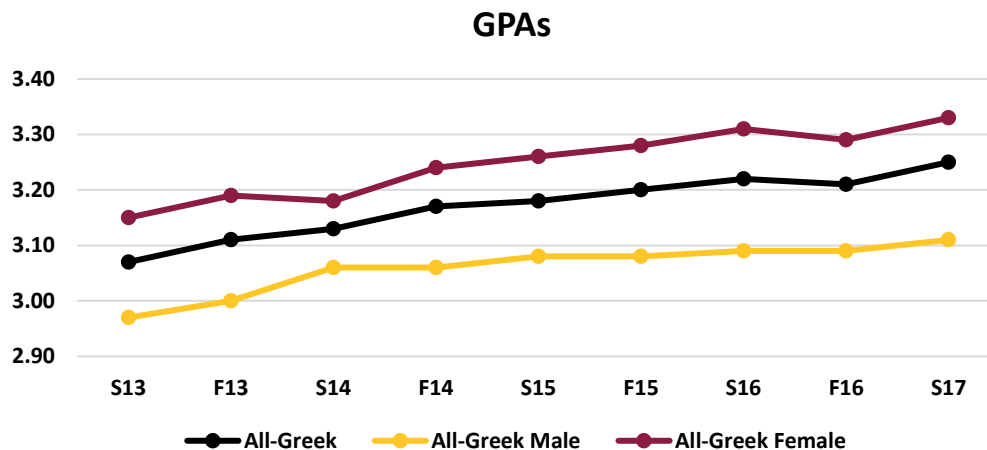


### Cultural-based Council & Professional Council Membership



## SCHOLARSHIP

- All-Greek GPA
  - Spring 2017, the **all-Greek GPA (3.25)** was above the all-University average (3.05) and 52 chapters were above the all-Undergraduate average.
  - Fall 2016, the **all-Greek GPA (3.21)** was above the all-University average (3.01) and 39 chapters were above the all-Undergraduate average.
- All-Sorority GPA
  - Spring 2017, the **all-Sorority GPA (3.33)** was above the all-Female GPA (3.15) and 19 sororities were above the all-Female GPA.
  - Fall 2016, the **all-Sorority GPA (3.29)** was above the all-Female GPA (3.11) and 16 sororities were above the all-Female GPA.
- All-Fraternity GPA
  - Spring 2017, the **all-Fraternity GPA (3.11)** was above the all-Male GPA (2.97) and 32 fraternities were above the all-Male GPA.
  - Fall 2016, the **all-Fraternity GPA (3.09)** was above the all-Male GPA (2.92) and 23 fraternities were above the all-Male GPA.



- Dean's List
  - Spring 2017, there were **1,765 Dean's List recipients**, reflecting 35% of the fraternity and sorority community.
  - Fall 2016, there were **1,750 Dean's List recipients**, reflecting 36% of the fraternity and sorority community.
- The respective governing council GPAs were:
 

<ul style="list-style-type: none"> <li>○ Spring 2017               <ul style="list-style-type: none"> <li>▪ IFC: 3.12</li> <li>▪ MGC: 3.06</li> <li>▪ NALFO: 3.00</li> <li>▪ NPHC: 2.99</li> <li>▪ PFC: 3.55</li> <li>▪ PHA: 3.34</li> </ul> </li> </ul>	<ul style="list-style-type: none"> <li>○ Fall 2016               <ul style="list-style-type: none"> <li>▪ IFC: 3.09</li> <li>▪ MGC: 2.94</li> <li>▪ NALFO: 2.93</li> <li>▪ NPHC: 2.92</li> <li>▪ PFC: 3.48</li> <li>▪ PHA: 3.29</li> </ul> </li> </ul>
--	--

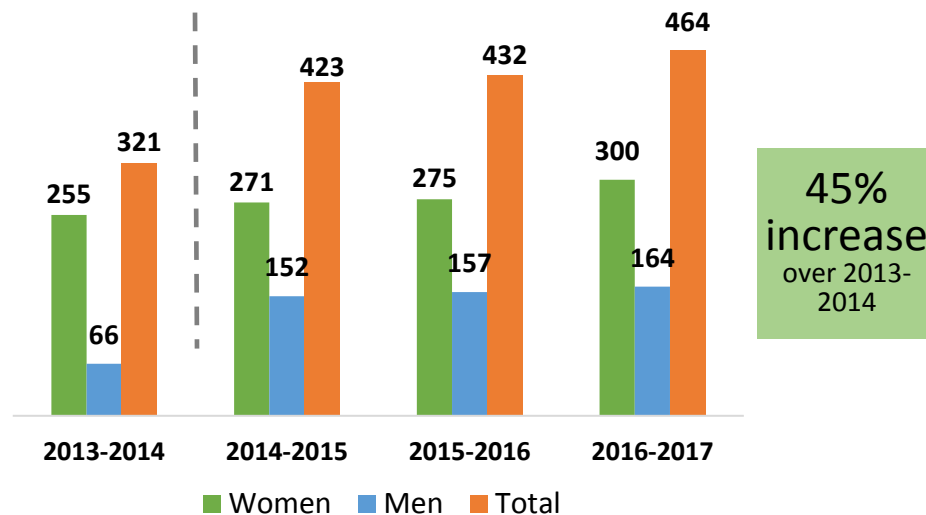
- The chapters achieving the highest overall Chapter GPAs among their respective governing councils were:
  - Spring 2017
    - IFC: Triangle Fraternity (3.506)
    - MGC: Alpha Pi Omega (3.513)
    - NALFO: Kappa Delta Chi (3.193)
    - NPHC: Sigma Gamma Rho (3.356)
    - PFC: Sigma Alpha Iota (3.753)
    - PHA: Kappa Alpha Theta (3.506)
  - Fall 2016
    - IFC: Lambda Chi Alpha (3.490)
    - MGC: Gamma Rho Lambda (3.441)
    - NALFO: Lambda Theta Nu (3.177)
    - NPHC: Delta Sigma Theta Sorority (3.555)
    - PFC: Sigma Alpha Iota (3.767)
    - PHA: Kappa Alpha Theta (3.505)

## CAMPUS INVOLVEMENT

- Fraternity and sorority chapters reported 1,877 members involved in other student organizations or nearly **40% of the community is involved in another student organization**, of which nearly 50% reported serving in a leadership role.
- The fraternities and sororities that reported the highest percentage of members being involved in other campus student organizations were:
  - IFC – Omega Delta Phi (100%)
  - MGC – Theta Nu Xi (100%)
  - NALFO – Lambda Sigma Upsilon Fraternity (67%)
  - NPHC – Alpha Kappa Alpha, Omega Psi Phi, Phi Beta Sigma, & Sigma Gamma Rho (100%)
  - PFC – Sigma Alpha Iota (100%)
  - PHA – Delta Zeta Sorority (91%)
- The fraternities and sororities that reported the highest percentage of members being involved in leadership positions in other campus student organizations were:
  - IFC – Theta Delta Chi (45%)
  - MGC – Theta Nu Xi (100%)
  - NALFO – Lambda Sigma Upsilon (67%)
  - NPHC – Omega Psi Phi Fraternity, Phi Beta Sigma, & Sigma Gamma Rho (100%)
  - PFC – Alpha Rho Chi (73%)
  - PHA – Phi Sigma Rho (46%)
- The fraternity and sorority community continued its focus on promoting spirit, pride, and tradition by hosting several Greek student sections at home football, men's and women's basketball, baseball, and softball games.

## ON-CAMPUS GREEK HOUSING

- The fraternity and sorority community increased to **464 on-campus residents** in university operated Greek Housing at Adelphi I Commons and the Villas at Vista del Sol.
  - **300 sorority residents** at Adelphi I Commons, representing 12 chapters of PHA
  - **164 fraternity residents** at Vista del Sol Villas, representing 15 chapters and 3 governing councils (IFC, MGC, NALFO)
- Construction of the **Greek Leadership Village** has begun with an anticipated Fall 2018 opening. The student led **Greek Housing Committee** continued the advancement of the Greek Leadership Village and were responsible for creating selection criteria, conducting interviews with interested organizations, and selecting and assigning organizations' placement within the Greek Leadership Village. Additionally, the **Greek Leadership Village Community Center Committee** was created with a focus on the operations of the community center, selecting vendors for the retail space, and ways to visually represent organizations without residential presence in the Greek Leadership Village.
- The fraternity and sorority community continued its Greek Housing structure focused on **self-governance** with Adelphi I sororities operating under a Memorandum of Understanding and fraternity men operating under a Special Interest Housing Agreement at Vista del Sol Villas.
- The Greek Housing Ambassador program was continued in Fraternity Villas at Vista del Sol with three Greek Housing Ambassadors hired to serve as peer liaisons between fraternity residents and the Office of Fraternity & Sorority Life assisting with move-in/out, pre-athletic game programming, university policy compliance, and fraternity community building.



## EDUCATIONAL PROGRAMMING

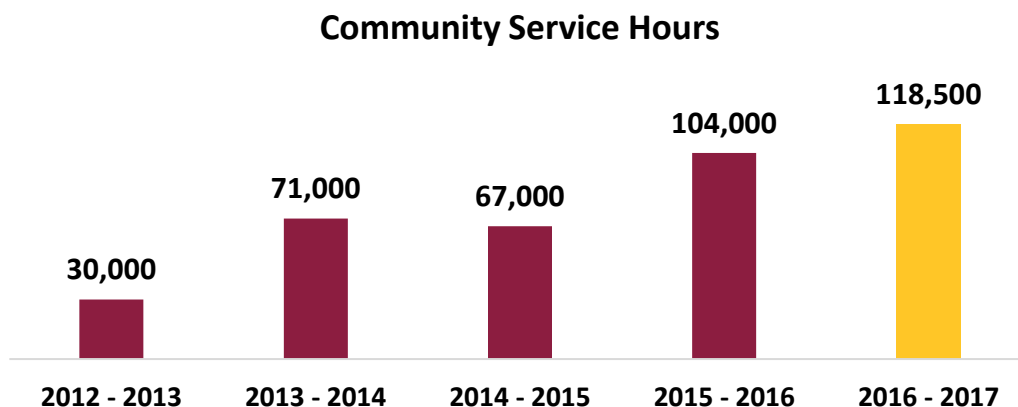
- Fraternities and sororities implemented **506 educational programs** for their members and the campus community this year. The education programs covered a wealth of topics, including Academic Development, Alcohol & Other Drugs Education, Anti-Bullying, Body Image, Bystander Prevention, Confidence Building, CPR Training, Etiquette, Hazing Prevention, Leadership Development, Networking, Nutrition, Personal Financial Management, Resume Building, Safe Spring Break, Self-Defense, Sexual Violence Prevention, Social Responsibility, Stress Reduction, Study Skills, Time Management, Values-based Decision Making, and Values-based Recruitment.
- The Panhellenic Council sponsored the second annual **PowHER conference** which saw over **250 women** engage in discussions and educational programming related to confidence building, empowerment, and leadership.
- The fraternity and sorority community welcomed several **nationally renowned speakers** throughout the year to present on a variety of educational topics, including:
  - Dave Westol of Limberlost Consulting presented on risk management and chapter culture change through values-based decision-making.
  - KJ McNamara of Phired Up Productions presented a dynamic workshop about empowering sorority women on a variety of topics, such as body image, leadership, and personal well-being.
  - Lawrence Ross Jr. presented Blackballed: The Black and White Politics on America's Campuses
  - Tim Mousseau of CAMPUSPEAK Productions presented on reframing the conversations surrounding sexual assault.
  - Jake Byczkowski presented Solo Cup Culture on the topic of alcohol use and abuse and tools to reduce harm.
- Members of the fraternity and sorority community continued its focus on **sexual violence prevention** throughout the 2016-2017 academic year, participating in several events on the topic, including:
  - **145** fraternity and sorority members completed **Sun Devil Support Network** Training, which trains students to work with survivors of sexual assault on a variety of fronts and the ability to provide peer level support and information about legal, medical, and psychological resources available on and off campus.
  - In collaboration with ASU Sexual Violence Prevention and Education Program for Sexual Violence, the Panhellenic Council hosted a **sexual violence prevention program** regarding sexual assault prevention geared towards bystander intervention, consent training, and providing appropriate resources and tools for sorority leaders to assist a member who may have been a victim of sexual violence.
  - The Interfraternity Council hosted speaker Alex Palacios of the Arizona Coalition to End Sexual and Domestic Violence to discuss sexual assault prevention, **active bystander intervention** strategies, and general sexual health information.
  - The governing councils collaborated to include sexual violence prevention as a component of both Risk Management Trainings for chapter presidents, risk managers, and social chairs, as well as including it in New Member Orientation, which is an interactive presentation for all new members of the Greek community.

## GREEK CONDUCT BOARD

- Beginning in October 2016 the Fraternity & Sorority Community created the **Greek Conduct Board**. The purpose of this board is to establish self-governance of all governing councils. The board developed a process which establishes a firm outline of conduct proceedings, starting with an allegation and ending with a reasonable and fair decision. The board's focus is building collaboration between the governing councils, encouraging member accountability, and providing justifiable sanctions that are put in place by the Fraternity & Sorority community.
  - The board is chaired by the judicial officers of the governing councils
  - **102** Fraternity & Sorority members serve on the board each having to complete 3 hours of conduct board training before being able to hear cases
  - In its first year, the Greek Conduct Board has adjudicated **8 cases**.

## COMMUNITY SERVICE & PHILANTHROPY

- Overall, the fraternity and sorority community contributed **118,460.65 hours of community service**, which is approximately **24 hours per member**. The fraternities and sororities contributing the most number of community service hours were:
  - IFC – Pi Kappa Alpha Fraternity (6,908 hours)
  - MGC – Tau Psi Omega Fraternity (889 hours)
  - NALFO – Kappa Delta Chi Sorority (834 hours)
  - NPHC – Alpha Kappa Alpha Sorority (634 hours)
  - PFC – Kappa Kappa Psi (3,584 hours)
  - PHA – Chi Omega Sorority (20,070 hours)

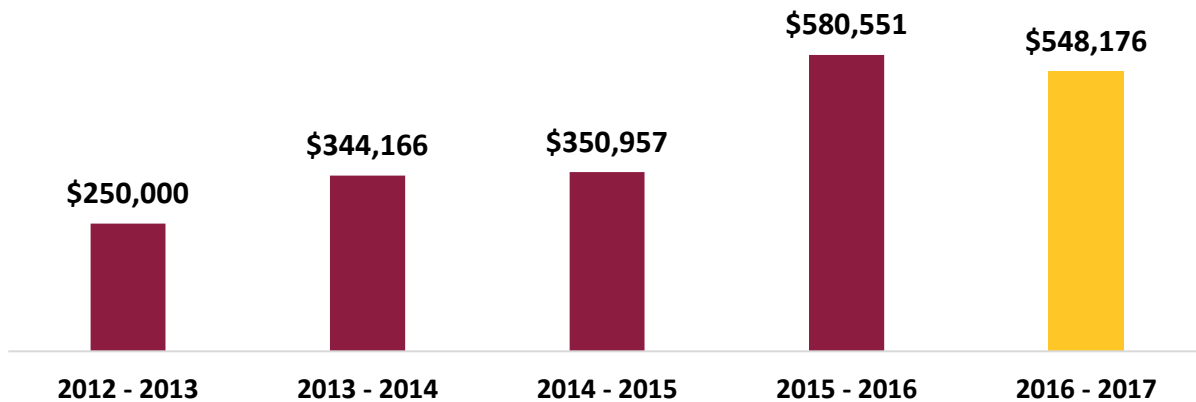


- In conjunction with Homecoming Week, the Greek community partnered with United Blood Services to host the **FSL Blood Drive**. In total, over 450 individuals attempted to donate and over 264 procedures were completed. The FSL Blood Drive was the largest blood drive event held at Arizona State University in over 10 years and had the potential to save 792 lives.
- During the Greek Week Service Event, over **3000 children and young adult books** were collected for Valley of the Sun United Way to aid local underprivileged youth.
- On April 1, 2017, the fraternity and sorority community participated in ASU's **Devils in Disguise** with a number of chapters and councils serving as site leaders for this event which supports local non-profit organizations and causes.



- Overall, the fraternity and sorority community raised **\$548,176 for charitable organizations**, which is approximately **\$109 per member**. The fraternities and sororities raising the most for charitable organizations were:
  - IFC – Pi Kappa Phi Fraternity (\$48,021)
  - MGC – Tau Psi Omega Fraternity (\$3,688)
  - NALFO – Gamma Alpha Omega Fraternity (\$915)
  - NPHC – Phi Beta Sigma Fraternity (\$1,127)
  - PFC – Alpha Kappa Psi (\$12,079)
  - PHA – Sigma Kappa Sorority (\$70,638)

### Charitable Donations



- On April 9, 2017, the fraternity and sorority community hosted **Greek Sing**, the community’s largest philanthropic event, at Grady Gammage Auditorium. With more than 2,000 attendees, fraternities and sororities teamed up to create, choreograph, direct, and perform musical numbers while raising charitable contributions. Greek Sing is the pinnacle event of ASU’s *Sun Devils Unite Week*, a week of raising awareness and donations to benefit Valley of the Sun United Way. In total, **Greek Sing raised more than \$70,000 in donations this year**.
- The Panhellenic Council hosted their 3rd Annual Prom Dress Drive to benefit **The Cinderella Affair**, a local non-profit that provides young women in the area who otherwise wouldn’t be able to attend their prom to have a chance to have that critical high school experience. More than 125 students stop by the event and donated over 300 items of clothing which included prom dresses as well as business casual attire.
- Members of the fraternity and sorority community partnered with ASU PD and Tempe PD to host its 2<sup>nd</sup> Annual **Shop with a Cop** philanthropic event in December 2016 which provided underprivileged youth with toys for the holiday season.
- Fraternities and sororities performed community service and/or raised charitable donations for organizations such as, the American Breast Cancer Foundation, American Cancer Society, American Red Cross, ALS Association, Arizona Animal Welfare League, Arizona Humane Society, Arizona Microcredit Initiative, Arizona Skin Cancer Foundation, Be a Leader Foundation, Best Buddies, Habitat for Humanity, Juvenile Diabetes Research Fund, Make-A-Wish Foundation, Maricopa County Animal Care & Control, Phoenix Rescue Mission, Phoenix Zoo, PUSH America, Ronald McDonald House, Salvation Army, SEEDs for Autism, St. Jude’s Research Hospital, Susan G. Komen, St. Mary’s Food Bank, Toys for Tots, Valley of the Sun United Way, YMCA, various local elementary schools, and many other non-profit organizations and foundations.

# Chapter Statistics

## Grand Totals by Chapter 2016-2017

	Chapter Size (members)	Educational Programs (programs)	Charitable Projects (\$ raised)	Community Service (hours)	Campus Involvement (members)	Leadership Position (members)
Acacia	38	5	\$1,671	444	16	7
Alpha Chi Omega	226	26	\$22,252	7068	133	30
Alpha Delta Pi	132	2	\$3,614	817	36	15
Alpha Epsilon Pi	46	3	\$3,650	267	13	13
Alpha Gamma Delta	140	8	\$2,370	1875	67	52
Alpha Kappa Alpha	12	11	\$724	634	26	24
Alpha Kappa Lambda	49	5	\$150	733	20	10
Alpha Kappa Psi	131	30	\$12,709	1461	78	26
Alpha Phi	206	9	\$26,120	2061	55	28
Alpha Phi Alpha	5	5	\$0	76	6	6
Alpha Pi Omega	4	3	\$0	154	7	6
Alpha Rho Chi	22	19	\$38	0	25	19
Alpha Sigma Phi	108	5	\$3,060	676	38	7
Chi Omega	202	5	\$28,498	20069	320	102
Chi Phi	92	4	\$6,600	819	16	4
Delta Chi	49	13	\$11,461	684	39	5
Delta Chi Lambda	21	18	\$0	346	33	19
Delta Gamma	203	10	\$30,215	1684	145	77
Delta Lambda Phi	3	0	\$0	7	1	1
Delta Sigma Phi	130	3	\$10,950	808	14	9
Delta Sigma Pi	n/r	5	\$2,051	1026	35	18
Delta Sigma Theta	10	4	\$0	270	17	16
Delta Tau Delta	89	6	\$10,659	1977	121	14
Delta Zeta	199	6	\$43,860	14773	310	87
Epsilon Sigma Rho	4	1	\$293	32	4	1
Gamma Alpha Omega	23	3	\$915	236	4	2
Gamma Rho Lambda	15	4	\$68	90	15	4
Gamma Zeta Alpha	19	2	\$0	265	5	5
Kappa Alpha Order	77	5	\$3,850	1506	43	41
Kappa Alpha Psi	4	n/r	n/r	n/r	n/r	n/r
Kappa Alpha Theta	235	12	\$25,347	9531	88	86
Kappa Delta	166	23	\$18,958	869	83	35
Kappa Delta Chi	21	4	\$200	834	5	3
Kappa Kappa Gamma	230	5	\$8,776	3452	88	78
Kappa Kappa Psi	n/r	13	\$0	3584	6	6
Kappa Sigma	150	0	\$25,243	4540	16	12

	Chapter Size (members)	Educational Programs (programs)	Charitable Projects (\$ raised)	Community Service (hours)	Campus Involvement (members)	Leadership Position (members)
Lambda Chi Alpha	119	5	\$3,000	343	70	64
Lambda Sigma Gamma	13	2	\$882	501	15	9
Lambda Sigma Upsilon	3	4	\$150	129	4	4
Lambda Theta Nu	14	2	\$613	210	15	11
Lambda Theta Phi	2	n/r	n/r	n/r	n/r	n/r
Mu Epsilon Theta	49	1	\$1,675	2291	31	33
Omega Delta Phi	18	6	\$1,137	1658	45	3
Omega Phi Chi	7	5	\$292	205	6	5
Omega Psi Phi	4	2	\$0	253	9	9
Phi Beta Sigma	9	13	\$1,127	396	14	14
Phi Gamma Delta (FIJI)	116	2	\$8,000	225	5	5
Phi Kappa Tau	44	6	\$2,450	567	23	6
Phi Kappa Theta	57	3	\$3,299	217	43	26
Phi Mu Alpha Sinfonia	10	5	\$120	60	7	7
Phi Sigma Pi	52	12	\$500	141	73	48
Phi Sigma Rho	54	3	\$1,240	1055	71	37
Pi Alpha Phi	15	19	\$230	158	16	10
Pi Beta Phi	245	26	\$48,381	4073	142	91
Pi Kappa Alpha	132	10	\$5,918	6908	174	30
Pi Kappa Phi	135	10	\$48,021	5574	123	57
Sigma Alpha Iota	10	1	\$112	400	19	12
Sigma Alpha Mu	48	4	\$4,000	21	32	15
Sigma Gamma Rho	7	17	\$1,125	63	11	7
Sigma Kappa	186	15	\$70,638	2056	280	134
Sigma Lambda Beta	33	5	\$2,050	371	24	9
Sigma Lambda Gamma	13	1	\$300	132	4	4
Sigma Phi Beta	11	2	\$0	0	4	2
Sigma Phi Epsilon	99	10	\$8,725	955	68	62
Sigma Pi	89	6	\$7,896	1428	58	10
Sigma Tau Gamma	118	7	\$20,873	2733	73	39
Tau Epsilon Phi	26	2	\$2,554	499	24	26
Tau Psi Omega	27	8	\$3,688	889	15	4
Theta Delta Chi	22	4	\$1,890	388	15	12
Theta Nu Xi	2	4	\$204	82	2	4
Theta Tau	36	7	\$0	235	3	3
Theta Xi	28	n/r	n/r	n/r	n/r	n/r
Zeta Beta Tau	28	3	\$1,835	279	11	7
Chapters Reporting		73	73	73	73	73
<b>Total</b>		<b>509</b>	<b>\$557,226</b>	<b>119156</b>	<b>3457</b>	<b>1687</b>

# Per Member Statistics

## Chapter Averages per Member by Council 2016-2017

	<b>Chapter Size</b> (members)	<b>Charitable Donations</b> (\$/member)	<b>Community Service</b> (hrs/member)	<b>Campus Involvement</b> (% of chapter)	<b>Hold Leadership Positions</b> (% of chapter)
<b>IFC Averages</b>	<b>71</b>	<b>\$102</b>	<b>18</b>	<b>54%</b>	<b>29%</b>
Acacia	38	\$44	12	42%	18%
Alpha Epsilon Pi	46	\$79	6	28%	28%
Alpha Kappa Lambda	49	\$3	15	41%	20%
Alpha Sigma Phi	108	\$28	6	35%	6%
Chi Phi	92	\$72	9	17%	4%
Delta Chi	49	\$234	14	80%	10%
Delta Sigma Phi	130	\$84	6	11%	7%
Delta Tau Delta	89	\$120	22	100%	16%
Kappa Alpha Order	77	\$50	20	56%	53%
Kappa Sigma	150	\$168	30	11%	8%
Lambda Chi Alpha	119	\$25	3	59%	54%
Omega Delta Phi	18	\$63	92	100%	17%
Phi Gamma Delta (FIJI)	116	\$69	2	4%	4%
Phi Kappa Tau	44	\$56	13	52%	14%
Phi Kappa Theta	57	\$58	4	75%	46%
Phi Mu Alpha Sinfonia	10	\$12	6	70%	70%
Pi Kappa Alpha	132	\$45	52	100%	23%
Pi Kappa Phi	135	\$356	41	91%	42%
Sigma Alpha Mu	48	\$83	0	67%	31%
Sigma Phi Beta	11	n/r	n/r	36%	18%
Sigma Phi Epsilon	99	\$88	10	69%	63%
Sigma Pi	89	\$89	16	65%	11%
Sigma Tau Gamma	118	\$177	23	62%	33%
Tau Epsilon Phi	26	\$98	19	92%	100%
Theta Delta Chi	22	\$86	18	68%	55%
Theta Xi	28	n/r	n/r	n/r	n/r
Zeta Beta Tau	28	\$66	10	39%	25%

	<b>Chapter Size</b> (members)	<b>Charitable Donations</b> (\$/member)	<b>Community Service</b> (hrs/member)	<b>Campus Involvement</b> (% of chapter)	<b>Hold Leadership Positions</b> (% of chapter)
<b>MGC Averages</b>	<b>13</b>	<b>\$51</b>	<b>19</b>	<b>82%</b>	<b>55%</b>
Alpha Pi Omega	4	\$0	38	100%	100%
Delta Chi Lambda	21	\$0	16	100%	90%
Delta Lambda Phi	3	\$0	2	33%	33%
Epsilon Sigma Rho	4	\$73	8	100%	25%
Gamma Rho Lambda	15	\$5	6	100%	27%
Lambda Sigma Gamma	13	\$68	39	100%	69%
Omega Phi Chi	7	\$42	29	86%	71%
Pi Alpha Phi	15	\$15	11	100%	67%
Sigma Lambda Beta	33	\$62	11	73%	27%
Sigma Lambda Gamma	13	\$23	10	31%	31%
Tau Psi Omega	27	\$137	33	56%	15%
Theta Nu Xi	2	\$102	41	100%	100%

<b>NALFO Averages</b>	<b>14</b>	<b>\$23</b>	<b>20</b>	<b>45%</b>	<b>38%</b>
Gamma Alpha Omega	23	\$40	10	17%	9%
Gamma Zeta Alpha	19	\$0	14	26%	26%
Kappa Delta Chi	21	\$10	40	24%	14%
Lambda Sigma Upsilon	3	\$50	43	100%	100%
Lambda Theta Nu	14	\$44	15	100%	79%
Lambda Theta Phi	2	n/r	n/r	n/r	n/r

<b>NPHC Averages</b>	<b>7</b>	<b>\$58</b>	<b>33</b>	<b>86%</b>	<b>86%</b>
Alpha Kappa Alpha	12	\$60	53	100%	100%
Alpha Phi Alpha	5	\$0	15	100%	100%
Delta Sigma Theta	10	\$0	27	100%	100%
Kappa Alpha Psi	4	n/r	n/r	n/r	n/r
Omega Psi Phi	4	\$0	63	100%	100%
Phi Beta Sigma	9	\$125	44	100%	100%
Sigma Gamma Rho	7	\$161	9	100%	100%

<b>PFC Averages</b>	<b>50</b>	<b>\$61</b>	<b>27</b>	<b>53%</b>	<b>44%</b>
Alpha Kappa Psi	131	\$97	11	60%	20%
Alpha Rho Chi	22	\$2	0	100%	86%
Delta Sigma Pi	0	n/r	n/r	n/r	n/r
Kappa Kappa Psi	0	n/r	n/r	n/r	n/r
Phi Sigma Pi	52	\$10	3	100%	92%
Sigma Alpha Iota	10	\$11	40	100%	100%
Theta Tau	36	\$0	7	8%	8%

	<b>Chapter Size</b> (members)	<b>Charitable Donations</b> (\$/member)	<b>Community Service</b> (hrs/member)	<b>Campus Involvement</b> (% of chapter)	<b>Hold Leadership Positions</b> (% of chapter)
<b>PHA Averages</b>	<b>177</b>	<b>\$134</b>	<b>29</b>	<b>63%</b>	<b>39%</b>
Alpha Chi Omega	226	\$98	31	59%	13%
Alpha Delta Pi	132	\$27	6	27%	11%
Alpha Gamma Delta	140	\$17	13	48%	37%
Alpha Phi	206	\$127	10	27%	14%
Chi Omega	202	\$141	99	100%	50%
Delta Gamma	203	\$149	8	71%	38%
Delta Zeta	199	\$220	74	100%	44%
Kappa Alpha Theta	235	\$108	41	37%	37%
Kappa Delta	166	\$114	5	50%	21%
Kappa Kappa Gamma	230	\$38	15	38%	34%
Mu Epsilon Theta	49	\$34	47	63%	67%
Phi Sigma Rho	54	\$23	20	100%	69%
Pi Beta Phi	245	\$197	17	58%	37%
Sigma Kappa	186	\$380	11	100%	72%

# **Membership Statistics**

**Composite from Fall 2006 – Spring 2017**  
(see enclosed)

Organization Name	F06	S07	F07	S08	F08	S09	F09	S10	F10	S11	F11	S12	F12	S13	F13	S14	F14	S15	F15	S16	F16	S17		
<b>Interfraternity Council (mens)</b>	<b>1146</b>	<b>1308</b>	<b>937</b>	<b>1148</b>	<b>986</b>	<b>1329</b>	<b>1458</b>	<b>1293</b>	<b>1086</b>	<b>1164</b>	<b>1289</b>	<b>1374</b>	<b>1673</b>	<b>1605</b>	<b>1681</b>	<b>1497</b>	<b>1492</b>	<b>1648</b>	<b>1430</b>	<b>1689</b>	<b>1972</b>	<b>1971</b>		
Acacia	-	-	-	-	-	-	-	-	-	-	-	-	-	-	-	-	-	-	-	21Ⓞ	29	38		
Alpha Delta Phi	-	-	-	-	-	-	-	-	-	-	-	12Ⓞ	16	55	66	45	48	Closed (D)						
Alpha Epsilon Pi	72	79	79	101	79	103	65	50	***	***	***	21	47	36	Closed (D)							46		
Alpha Kappa Lambda	-	-	-	-	-	-	-	-	-	-	-	-	-	-	-	-	31	26	34	46	45	49		
Alpha Sigma Phi	-	-	-	-	-	-	-	-	-	Ⓞ	44	64	89	78	68	78	78	88	93	89	97	108		
Chi Phi	-	-	-	-	-	-	-	-	-	-	-	-	-	-	28	31	53	55	64	61	85	92		
Delta Chi	49	69	20	52	53	57	71	64	59	55	68	61	80	98	72	59	63	76	86	68	75	49		
Delta Kappa Epsilon	Closed (D)								10Ⓞ	12	52	66	90	86	81	81	86	64	Closed (D)					
Delta Sigma Phi	113	133	109	140	90	59	87	79	Closed (D)				121Ⓞ	129	124	122	132	145	123	126	133	130		
Delta Tau Delta	24	31	24	25	21	18	14	19	23	30	40	41	35	41	48	53	70	77	77	89	96	89		
Delta Upsilon	27	22	21	26	25	30	34	32	37	35	42	38	36	27	12	12	9	9	Closed (M)					
Kappa Alpha Order	40	48	41	52	34	52	67	54	46	41	50	39	16	35	34	37	45	66	62	85	83	77		
Kappa Sigma	63	71	75	79	68	79	50	55	63	68	59	95	116	68	102	109	128	165	126	134	139	150		
Lambda Chi Alpha	Closed (D)								37Ⓞ	47	47	71	83	91	113	101	112	127	122	130	99	122	140	119
Omega Delta Phi	20	13	14	17	24	21	17	16	16	12	26	26	22	24	28	11	11	13	3	13	10	18		
Phi Gamma Delta	8	8	16	33	22	61	61	54	56	67	81	82	99	81	97	85	76	95	87	107	106	116		
Phi Kappa Psi	78	108	Closed (D)																					
Phi Sigma Kappa	Closed (D)				Ⓞ	24	43	44	60	51	52	Closed (D)												
Phi Kappa Tau	-	-	-	-	-	-	-	-	-	-	-	-	-	-	-	-	-	-	Ⓞ	30	35	44		
Phi Kappa Theta	-	-	-	-	-	-	-	-	-	-	-	-	-	-	-	-	16	23	25	23	43	57		
Phi Mu Alpha	-	-	-	-	-	-	-	-	-	-	-	-	-	-	-	-	-	-	Ⓞ	18	10	13		
Pi Kappa Alpha	120	136	Closed (D)											189Ⓞ	162	151	143	154	115	146	169	132		
Pi Kappa Phi	52	59	47	63	47	78	71	66	63	72	114	126	135	142	122	137	130	122	90	120	158	135		
Sigma Alpha Epsilon	40	47	37	66	56	94	85	82	76	83	118	107	121	Closed (D)										
Sigma Alpha Mu	22	8	23	26	22	40	44	45	35	34	41	44	38	45	39	43	40	46	40	36	42	48		
Sigma Chi	109	120	128	140	89	120	122	119	102	110	110	114	124	120	110	Closed (D)								
Sigma Nu	68	87	57	33	52	76	77	75	75	99	Closed (D)										40			
Sigma Phi Beta	28	36	30	20	13	14	23	13	22	12	25	19	22	20	8	8	13	10	10	11	11	11		
Sigma Phi Epsilon	26	29	43	55	49	91	91	84	52	79	101	126	137	144	150	119	105	80	97	94	118	99		
Sigma Pi	84	93	72	83	96	124	137	106	108	109	Closed (D)						68Ⓞ	78	65	90	89			
Sigma Tau Gamma	-	-	-	-	-	-	-	-	-	-	-	-	-	-	-	38Ⓞ	64	71	76	98	114	118		
Tau Epsilon Phi	-	-	-	-	-	-	-	-	-	-	-	-	-	-	-	-	-	-	Ⓞ	28	39	26		
Tau Kappa Epsilon	31	36	34	51	41	41	66	56	55	39	100	94	98	***	103	Closed (D)								
Theta Chi	44	55	56	75	53	78	83	80	52	54	94	86	61	49	99	115	25	Closed (D)						
Theta Delta Chi	Closed (M)			Ⓞ	19	34	26	37	38	30	29	18	18	17	9	4	8	11	7	5	8	22		
Theta Xi	28	20	11	11	9	16	15	Closed (M)										39	28					
Zeta Beta Tau	Closed (M)					Ⓞ	10	Closed (M)					Ⓞ	9	28	29	44	54	38	54	58	28		
	F06	S07	F07	S08	F08	S09	F09	S10	F10	S11	F11	S12	F12	S13	F13	S14	F14	S15	F15	S16	F16	S17		
<b>Multicultural Greek Council</b>	<b>49</b>	<b>57</b>	<b>54</b>	<b>65</b>	<b>86</b>	<b>95</b>	<b>89</b>	<b>136</b>	<b>138</b>	<b>142</b>	<b>127</b>	<b>169</b>	<b>162</b>	<b>167</b>	<b>145</b>	<b>145</b>	<b>119</b>	<b>157</b>	<b>146</b>	<b>214</b>	<b>163</b>	<b>154</b>		
Alpha Pi Omega (womens)	-	-	6Ⓞ	11	7	4	7	9	6	12	7	5	9	7	3	6	6	6	3	6	5	4		
Delta Chi Lambda (womens)	-	-	-	-	-	-	-	12Ⓞ	8	16	13	11	13	9	21	11	13	22	19	25	19	21		
Delta Lambda Phi (mens)	-	-	-	-	-	-	-	-	-	-	-	17Ⓞ	12	10	15	11	11	12	12	14	3	0		
Epsilon Sigma Rho (mens)	-	-	-	-	-	-	-	-	-	-	8Ⓞ	8	8	13	10	4	3	4	2	3	2	4		
Gamma Rho Lambda (womens)	20	17	16	17	22	17	14	15	18	16	11	19	11	10	15	19	13	19	14	28	19	15		
Lambda Sigma Gamma (womens)	-	-	-	-	-	-	-	-	-	-	-	-	4Ⓞ	3	5	6	6	6	3	8	13	13		
Omega Phi Chi (womens)	-	2Ⓞ	6	4	11	25	15	21	22	14	7	18	18	9	5	9	8	9	6	11	5	7		
Phi Sigma Nu (mens)	-	-	-	11Ⓞ	10	9	16	21	10	12	9	8	4	7	1	6	2	3	Ⓞ	Ⓞ	Ⓞ	Ⓞ		
Pi Alpha Phi (mens)	-	-	-	-	-	-	-	-	-	-	-	-	-	-	-	-	-	9Ⓞ	16	20	18	15		
Sigma Lambda Beta (mens)	6	9	7	7	9	14	11	16	22	23	21	29	32	26	22	22	20	23	20	28	27	33		
Sigma Lambda Gamma (womens)	6	6	Closed (D)					9Ⓞ	7	11	6	8	3	4	1	1	6	11	15	21	19	13		
Tau Psi Omega (mens)	11	13	14	9	20	19	21	25	34	28	40	37	42	56	37	41	27	27	32	46	31	27		
Theta Nu Xi (womens)	6	10	5	6	7	7	5	8	11	10	5	9	6	13	10	9	4	6	4	4	2	2		



	F06	S07	F07	S08	F08	S09	F09	S10	F10	S11	F11	S12	F12	S13	F13	S14	F14	S15	F15	S16	F16	S17
<b>Nat'l Assoc. of Latino Fraternal Org.</b>	83	59	49	54	69	58	53	82	87	70	94	109	80	59	69	80	61	102	53	78	74	82
Gamma Alpha Omega (womens)	39	36	21	31	32	24	17	27	28	36	28	28	17	15	20	17	8	18	11	18	16	23
Gamma Zeta Alpha (mens)	-	-	-	Ⓞ	4	5	4	5	5	5	5	Ⓞ			3Ⓞ	3	5	4	3	7	10	19
Kappa Delta Chi (womens)	33	20	25	21	30	22	24	32	34	***	28	42	41	24	26	23	24	46	18	19	29	21
Lambda Sigma Upsilon (mens)	-	-	-	-	-	-	-	-	3Ⓞ	8	8	8	4	3	3	5	3	7	3	4	4	3
Lambda Theta Alpha (womens)	5	Closed (D)																				
Lambda Theta Nu (womens)	-	-	-	-	-	-	13Ⓞ	10	14	12	15	14	7	8	4	16	11	11	8	11	13	14
Lambda Theta Phi (mens)	6	3	3	2	3	7	8	8	3	9	10	17	11	9	13	16	10	16	10	10	2	2
	F06	S07	F07	S08	F08	S09	F09	S10	F10	S11	F11	S12	F12	S13	F13	S14	F14	S15	F15	S16	F16	S17
<b>National Pan-Hellenic Council</b>	38	42	52	54	59	64	53	61	52	46	27	31	21	23	26	28	31	42	38	59	45	51
Alpha Kappa Alpha (womens)	11	8	11	8	13	16	10	14	7	11	Closed (D)						11Ⓞ	11	18	18	13	12
Alpha Phi Alpha (mens)	3	8	5	5	10	10	9	9	7	7	Ⓞ	3	Ⓞ	3	1	2	1	5	4	3	2	5
Delta Sigma Theta (womens)	4	2	7	7	7	12	8	11	7	5	3	12	8	8	9	9	8	7	4	16	10	10
Kappa Alpha Psi (mens)	4	3	8	8	5	5	8	8	6	13	6	6	3	3	6	6	3	3	2	6	4	4
Omega Psi Phi (mens)	Ⓞ	4	3	3	3	2	Ⓞ	Ⓞ	6	4	3	3	3	3	Ⓞ	2	1	4	3	5	4	4
Phi Beta Sigma (mens)	7	5	7	8	3	7	6	3	9	Ⓞ	12	7	3	6	4	5	4	9	5	6	8	9
Sigma Gamma Rho (womens)	6	9	8	8	10	7	3	9	5	6	3	Ⓞ	4	Ⓞ	6	4	3	3	2	5	4	7
Zeta Phi Beta (womens)	3	3	3	7	8	5	9	7	5	Closed (D)												
	F06	S07	F07	S08	F08	S09	F09	S10	F10	S11	F11	S12	F12	S13	F13	S14	F14	S15	F15	S16	F16	S17
<b>Panhellenic Council (womens)</b>	1327	1257	1354	1229	1352	1291	1463	1336	1519	1375	1608	1549	1756	1671	2068	1973	2154	2145	2328	2397	2719	2424
Alpha Chi Omega	124	123	137	112	123	113	132	113	128	115	157	130	127	121	166	172	207	187	205	216	255	226
Alpha Delta Pi	106	94	97	94	124	100	105	107	103	119	115	110	106	115	132	125	169	159	128	122	167	132
Alpha Gamma Delta	Closed (M)								66Ⓞ	57	115	111	129	129	156	150	161	168	209	187	158	140
Alpha Phi	102	102	120	105	104	110	119	139	126	155	158	192	160	159	184	171	215	217	255	211	251	206
Chi Omega	121	129	124	112	116	116	136	120	116	120	163	140	163	150	175	159	195	185	212	212	231	202
Delta Gamma	127	78	104	122	109	125	133	118	146	131	166	162	198	146	168	165	212	216	225	191	219	203
Delta Zeta	125	135	150	129	142	122	141	125	148	146	176	163	172	173	185	182	188	180	207	214	235	199
Gamma Phi Beta	112	96	97	93	110	113	140	123	109	108	93	92	73	73	128	144	Closed (M)					
Kappa Alpha Theta	138	133	137	123	143	128	143	131	156	151	202	156	181	165	195	195	231	270	249	244	248	235
Kappa Delta	116	124	129	118	124	122	139	115	129	Closed (D)									153Ⓞ	144	204	166
Kappa Kappa Gamma	127	120	132	92	126	120	138	127	151	144	140	137	163	153	178	180	179	180	194	207	248	230
Phi Sigma Rho	-	-	-	-	-	-	-	-	-	-	-	-	-	-	-	-	-	-	Ⓞ	31	44	54
Pi Beta Phi	129	123	127	129	131	122	137	118	141	129	123	156	167	165	207	206	215	198	228	218	249	245
Sigma Kappa	Closed (M)												117Ⓞ	122	194	124	182	185	216	200	210	186

# **Academic Reports**

**Composite Fall 2006 – Spring 2017  
& Additional Fall 2016 and Spring 2017 reports  
(see enclosed)**



# Arizona State Fraternity & Sorority Life

Fall 2016  
Rank by Council - Chapter

### Interfraternity Council 3.090

1	Lambda Chi Alpha	119	3.395
2	Acacia	29	3.378
3	Phi Mu Alpha	10	3.311
4	Phi Kappa Theta	43	3.252
5	Theta Xi	38	3.229
6	Pi Kappa Phi	129	3.214
7	Sigma Pi	89	3.196
8	Sigma Tau Gamma	111	3.172
9	Sigma Phi Beta	10	3.155
10	Kappa Sigma	126	3.108
11	Delta Sigma Phi	122	3.086
12	Tau Epsilon Phi	37	3.049
13	Sigma Alpha Mu	42	3.046
14	Alpha Kappa Lambda	44	3.043
15	Phi Gamma Delta (FIJI)	105	3.042
16	Sigma Phi Epsilon	89	3.039
17	Pi Kappa Alpha	136	3.021
18	Delta Tau Delta	89	3.014
19	Phi Kappa Tau	33	2.972
20	Kappa Alpha Order	81	2.960
21	Alpha Sigma Phi	91	2.959
22	Delta Chi	75	2.950
23	Chi Phi	83	2.865
24	Zeta Beta Tau	58	2.858
25	Omega Delta Phi	10	2.855
26	Theta Delta Chi	8	2.795
NR	Delta Lambda Phi	3	***

### Multicultural Greek Council 2.937

1	Alpha Pi Omega	4	3.628
2	Omega Phi Chi	5	3.526
3	Gamma Rho Lambda	16	3.238
4	Delta Chi Lambda	19	3.074
5	Lambda Sigma Gamma	13	2.860
6	Sigma Lambda Beta	26	2.850
7	Sigma Lambda Gamma	16	2.839
8	Pi Alpha Phi	17	2.708
9	Tau Psi Omega	31	2.702
NR	Epsilon Sigma Rho	1	***
NR	Theta Nu Xi	2	***

### Nat'l Assoc. of Latino Fraternal Org. 2.933

1	Lambda Theta Nu	13	2.998
2	Kappa Delta Chi	29	2.996
3	Gamma Alpha Omega	16	2.984
4	Gamma Zeta Alpha	9	2.793
5	Lambda Sigma Upsilon	4	2.476
NR	Lambda Theta Phi	2	***

### National Pan-Hellenic Council 2.915

1	Sigma Gamma Rho	4	3.574
2	Delta Sigma Theta	10	3.036
3	Phi Beta Sigma	7	3.021
4	Alpha Kappa Alpha	13	2.813
5	Omega Psi Phi	4	2.292
6	Kappa Alpha Psi	4	2.170
NR	Alpha Phi Alpha	2	***

### Panhellenic Council 3.286

1	Kappa Alpha Theta	241	3.503
2	Mu Epsilon Theta	46	3.474
3	Phi Sigma Rho	44	3.474
4	Pi Beta Phi	244	3.439
5	Delta Gamma	215	3.357
6	Alpha Chi Omega	242	3.319
7	Sigma Kappa	204	3.314
8	Chi Omega	227	3.302
9	Kappa Kappa Gamma	237	3.237
10	Alpha Phi	246	3.225
11	Delta Zeta	230	3.169
12	Alpha Gamma Delta	145	3.147
13	Alpha Delta Pi	159	3.078
14	Kappa Delta	190	3.069

### Professional Fraternity Council 3.478

1	Sigma Alpha Iota	10	3.767
2	Phi Sigma Pi	37	3.619
3	Alpha Kappa Psi	108	3.454
4	Theta Tau	34	3.280

### University Statistics

	Total Size	GPA
All-Greek	4,929	3.21
All-Undergraduate	59,258	3.01
All-Greek Women	2,926	3.29
All-Female	27,725	3.11
All-Greek Men	2,006	3.09
All-Male	31,533	2.92

Key:

\*\*\* the university does not report academic information when there are fewer than three members

NR not ranked



# Arizona State Fraternity & Sorority Life

Fall 2016  
Rank by Council - Actives

## Interfraternity Council 3.140

1	Pi Kappa Phi	71	3.385
2	Lambda Chi Alpha	85	3.358
3	Phi Kappa Theta	28	3.315
4	Sigma Pi	58	3.242
5	Sigma Tau Gamma	82	3.219
6	Sigma Phi Beta	5	3.217
7	Kappa Sigma	40	3.207
8	Sigma Alpha Mu	25	3.155
9	Tau Epsilon Phi	26	3.129
10	Phi Gamma Delta (FIJI)	80	3.095
11	Pi Kappa Alpha	62	3.094
12	Delta Sigma Phi	34	3.082
13	Alpha Kappa Lambda	25	3.079
14	Zeta Beta Tau	25	3.068
15	Delta Tau Delta	65	3.055
16	Alpha Sigma Phi	73	3.038
17	Sigma Phi Epsilon	70	3.031
18	Delta Chi	50	3.029
19	Kappa Alpha Order	63	3.025
20	Chi Phi	52	2.919
21	Omega Delta Phi	7	2.774
NR	Delta Lambda Phi	2	***
NR	Theta Delta Chi	3	***
NR	Acacia	0	n/a
NR	Phi Mu Alpha	0	n/a
NR	Theta Xi	0	n/a
NR	Phi Kappa Tau	0	n/a

## Multicultural Greek Council 2.879

1	Alpha Pi Omega	4	3.628
2	Omega Phi Chi	5	3.526
3	Lambda Sigma Gamma	5	3.112
4	Gamma Rho Lambda	8	3.022
5	Delta Chi Lambda	11	2.975
6	Pi Alpha Phi	12	2.776
7	Sigma Lambda Beta	19	2.719
8	Sigma Lambda Gamma	12	2.715
9	Tau Psi Omega	21	2.616
NR	Epsilon Sigma Rho	1	***
NR	Theta Nu Xi	2	***

## Nat'l Assoc. of Latino Fraternal Org. 2.910

1	Kappa Delta Chi	15	3.082
2	Gamma Alpha Omega	16	2.984
3	Lambda Theta Nu	8	2.845
4	Gamma Zeta Alpha	9	2.793
5	Lambda Sigma Upsilon	4	2.476
NR	Lambda Theta Phi	2	***

## National Pan-Hellenic Council 2.829

1	Delta Sigma Theta	10	3.036
2	Phi Beta Sigma	5	2.962
3	Alpha Kappa Alpha	13	2.813
4	Omega Psi Phi	4	2.292
5	Kappa Alpha Psi	4	2.170
NR	Alpha Phi Alpha	2	***
NR	Sigma Gamma Rho	1	***

## Panhellenic Council 3.319

1	Pi Beta Phi	159	3.506
2	Mu Epsilon Theta	32	3.503
3	Kappa Alpha Theta	158	3.502
4	Phi Sigma Rho	29	3.476
5	Delta Gamma	130	3.369
6	Alpha Chi Omega	163	3.336
7	Kappa Kappa Gamma	150	3.333
8	Sigma Kappa	124	3.330
9	Alpha Phi	149	3.324
10	Chi Omega	145	3.296
11	Delta Zeta	151	3.185
12	Alpha Gamma Delta	86	3.106
13	Alpha Delta Pi	79	3.082
14	Kappa Delta	104	3.060

## Professional Fraternity Council 3.448

1	Phi Sigma Pi	27	3.621
2	Alpha Kappa Psi	108	3.454
3	Theta Tau	26	3.215
NR	Sigma Alpha Iota	0	n/a

Key:

\*\*\* the university does not report academic information when there are fewer than three members  
NR not ranked



# Arizona State Fraternity & Sorority Life

Fall 2016

Rank by Council - New Members

## Interfraternity Council 3.023

1	Lambda Chi Alpha	34	3.490
2	Acacia	29	3.378
3	Phi Mu Alpha	10	3.311
4	Theta Xi	38	3.229
5	Phi Kappa Theta	15	3.136
6	Sigma Pi	31	3.104
7	Sigma Phi Beta	5	3.098
8	Delta Sigma Phi	88	3.087
9	Sigma Phi Epsilon	19	3.069
10	Kappa Sigma	86	3.059
11	Sigma Tau Gamma	29	3.025
12	Pi Kappa Phi	58	3.013
13	Alpha Kappa Lambda	19	2.996
14	Phi Kappa Tau	33	2.972
15	Pi Kappa Alpha	74	2.960
16	Delta Tau Delta	24	2.905
17	Theta Delta Chi	5	2.894
18	Phi Gamma Delta (FIJI)	25	2.882
19	Sigma Alpha Mu	17	2.869
20	Tau Epsilon Phi	11	2.811
21	Chi Phi	31	2.771
22	Delta Chi	25	2.771
23	Kappa Alpha Order	18	2.723
24	Zeta Beta Tau	33	2.688
25	Alpha Sigma Phi	18	2.584
NR	Delta Lambda Phi	1	***
NR	Omega Delta Phi	3	***

## Multicultural Greek Council 3.052

1	Gamma Rho Lambda	8	3.441
2	Sigma Lambda Gamma	4	3.198
3	Sigma Lambda Beta	7	3.198
4	Delta Chi Lambda	8	3.185
5	Tau Psi Omega	10	2.884
6	Lambda Sigma Gamma	8	2.702
7	Pi Alpha Phi	5	2.362
NR	Epsilon Sigma Rho	0	n/a
NR	Theta Nu Xi	0	n/a
NR	Alpha Pi Omega	0	n/a
NR	Omega Phi Chi	0	n/a

## Nat'l Assoc. of Latino Fraternal Org. 2.991

1	Lambda Theta Nu	5	3.177
2	Kappa Delta Chi	14	2.911
NR	Lambda Theta Phi	0	n/a
NR	Gamma Alpha Omega	0	n/a
NR	Gamma Zeta Alpha	0	n/a
NR	Lambda Sigma Upsilon	0	n/a

## National Pan-Hellenic Council 3.562

NR	Sigma Gamma Rho	3	***
NR	Phi Beta Sigma	2	***
NR	Alpha Phi Alpha	0	n/a
NR	Delta Sigma Theta	0	n/a
NR	Alpha Kappa Alpha	0	n/a
NR	Omega Psi Phi	0	n/a
NR	Kappa Alpha Psi	0	n/a

## Panhellenic Council 3.230

1	Kappa Alpha Theta	83	3.505
2	Phi Sigma Rho	15	3.469
3	Mu Epsilon Theta	14	3.414
4	Delta Gamma	85	3.339
5	Chi Omega	82	3.312
6	Pi Beta Phi	85	3.310
7	Sigma Kappa	80	3.287
8	Alpha Chi Omega	79	3.282
9	Alpha Gamma Delta	59	3.211
10	Delta Zeta	79	3.139
11	Kappa Delta	86	3.079
12	Alpha Delta Pi	80	3.074
13	Alpha Phi	97	3.064
14	Kappa Kappa Gamma	87	3.057

## Professional Fraternity Council 3.648

1	Sigma Alpha Iota	10	3.767
2	Phi Sigma Pi	10	3.613
3	Theta Tau	8	3.498
NR	Alpha Kappa Psi	0	n/a

Key:

\*\*\* the university does not report academic information when there are fewer than three members

NR not ranked



# Arizona State Fraternity & Sorority Life

Fall 2016  
All-Chapter Ranking

Rank	Chapter	GPA
1	Sigma Alpha Iota	3.767
2	Alpha Pi Omega	3.628
3	Phi Sigma Pi	3.619
4	Sigma Gamma Rho	3.574
5	Omega Phi Chi	3.526
6	Kappa Alpha Theta	3.503
	<b>PFC</b>	<b>3.478</b>
7	Mu Epsilon Theta	3.474
8	Phi Sigma Rho	3.474
9	Alpha Kappa Psi	3.454
10	Pi Beta Phi	3.439
11	Lambda Chi Alpha	3.395
12	Acacia	3.378
13	Delta Gamma	3.357
14	Alpha Chi Omega	3.319
15	Sigma Kappa	3.314
16	Phi Mu Alpha	3.311
17	Chi Omega	3.302
	<b>PHA</b>	<b>3.286</b>
	<b>All-Greek Woman</b>	<b>3.285</b>
18	Theta Tau	3.280
19	Phi Kappa Theta	3.252
20	Gamma Rho Lambda	3.238
21	Kappa Kappa Gamma	3.237
22	Theta Xi	3.229
23	Alpha Phi	3.225
24	Pi Kappa Phi	3.214
	<b>All-Greek</b>	<b>3.206</b>
25	Sigma Pi	3.196
26	Sigma Tau Gamma	3.172
27	Delta Zeta	3.169
28	Sigma Phi Beta	3.155
29	Alpha Gamma Delta	3.147
	<b>All Female</b>	<b>3.110</b>
30	Kappa Sigma	3.108

Rank	Chapter	GPA
	<b>IFC</b>	<b>3.090</b>
27	Delta Sigma Phi	3.086
	<b>All-Greek Man</b>	<b>3.085</b>
28	Alpha Delta Pi	3.078
29	Delta Chi Lambda	3.074
30	Kappa Delta	3.069
31	Tau Epsilon Phi	3.049
32	Sigma Alpha Mu	3.046
33	Alpha Kappa Lambda	3.043
34	Phi Gamma Delta (FIJI)	3.042
35	Sigma Phi Epsilon	3.039
36	Delta Sigma Theta	3.036
37	Phi Beta Sigma	3.021
38	Pi Kappa Alpha	3.021
39	Delta Tau Delta	3.014
	<b>All-University</b>	<b>3.010</b>
40	Lambda Theta Nu	2.998
41	Kappa Delta Chi	2.996
42	Gamma Alpha Omega	2.984
43	Phi Kappa Tau	2.972
44	Kappa Alpha Order	2.960
45	Alpha Sigma Phi	2.959
46	Delta Chi	2.950
	<b>MGC</b>	<b>2.937</b>
	<b>NALFO</b>	<b>2.933</b>
	<b>All Male</b>	<b>2.920</b>
	<b>NPHC</b>	<b>2.915</b>
47	Chi Phi	2.865
48	Lambda Sigma Gamma	2.860
49	Zeta Beta Tau	2.858
50	Omega Delta Phi	2.855
51	Sigma Lambda Beta	2.850
52	Sigma Lambda Gamma	2.839
53	Alpha Kappa Alpha	2.813
54	Theta Delta Chi	2.795
55	Gamma Zeta Alpha	2.793
56	Pi Alpha Phi	2.708
57	Tau Psi Omega	2.702
58	Lambda Sigma Upsilon	2.476
59	Omega Psi Phi	2.292
60	Kappa Alpha Psi	2.170
NR	Delta Lambda Phi	***
NR	Epsilon Sigma Rho	***
NR	Theta Nu Xi	***
NR	Lambda Theta Phi	***
NR	Alpha Phi Alpha	***

Key:

\*\*\* the university does not report academic information when there are fewer than three members

NR not ranked



# Arizona State Fraternity & Sorority Life

Fall 2016  
Alphabetical Listing

Chapter	Size	GPA
Acacia	29	3.378
Alpha Chi Omega	242	3.319
Alpha Delta Pi	159	3.078
Alpha Gamma Delta	145	3.147
Alpha Kappa Alpha	13	2.813
Alpha Kappa Lambda	44	3.043
Alpha Kappa Psi	108	3.454
Alpha Phi	246	3.225
Alpha Phi Alpha	2	***
Alpha Pi Omega	4	3.628
Alpha Sigma Phi	91	2.959
Chi Omega	227	3.302
Chi Phi	83	2.865
Delta Chi	75	2.950
Delta Chi Lambda	19	3.074
Delta Gamma	215	3.357
Delta Lambda Phi	3	***
Delta Sigma Phi	122	3.086
Delta Sigma Theta	10	3.036
Delta Tau Delta	89	3.014
Delta Zeta	230	3.169
Epsilon Sigma Rho	1	***
Gamma Alpha Omega	16	2.984
Gamma Rho Lambda	16	3.238
Gamma Zeta Alpha	9	2.793
Kappa Alpha Order	81	2.960
Kappa Alpha Psi	4	2.170
Kappa Alpha Theta	241	3.503
Kappa Delta	190	3.069
Kappa Delta Chi	29	2.996
Kappa Kappa Gamma	237	3.237
Kappa Sigma	126	3.108
Lambda Chi Alpha	119	3.395
Lambda Sigma Gamma	13	2.860
Lambda Sigma Upsilon	4	2.476
Lambda Theta Nu	13	2.998
Lambda Theta Phi	2	***
Mu Epsilon Theta	46	3.474
Omega Delta Phi	10	2.855
Omega Phi Chi	5	3.526

Chapter	Size	GPA
Omega Psi Phi	4	2.292
Phi Beta Sigma	7	3.021
Phi Gamma Delta (FIJI)	105	3.042
Phi Kappa Tau	33	2.972
Phi Kappa Theta	43	3.252
Phi Mu Alpha	10	3.311
Phi Sigma Pi	37	3.619
Phi Sigma Rho	44	3.474
Pi Alpha Phi	17	2.708
Pi Beta Phi	244	3.439
Pi Kappa Alpha	136	3.021
Pi Kappa Phi	129	3.214
Sigma Alpha Iota	10	3.767
Sigma Alpha Mu	42	3.046
Sigma Gamma Rho	4	3.574
Sigma Kappa	204	3.314
Sigma Lambda Beta	26	2.850
Sigma Lambda Gamma	16	2.839
Sigma Phi Beta	10	3.155
Sigma Phi Epsilon	89	3.039
Sigma Pi	89	3.196
Sigma Tau Gamma	111	3.172
Tau Epsilon Phi	37	3.049
Tau Psi Omega	31	2.702
Theta Delta Chi	8	2.795
Theta Nu Xi	2	***
Theta Tau	34	3.280
Theta Xi	38	3.229
Zeta Beta Tau	58	2.858



# Arizona State Fraternity & Sorority Life

Spring 2017  
Rank by Council - Chapter

## Interfraternity Council 3.116

1	Triangle	17	3.506
2	Lambda Chi Alpha	119	3.388
3	Phi Mu Alpha	13	3.326
4	Omega Delta Phi	18	3.307
5	Phi Kappa Theta	57	3.298
6	Theta Xi	28	3.282
7	Alpha Epsilon Pi	46	3.256
8	Kappa Delta Rho	24	3.225
9	Acacia	38	3.222
10	Pi Kappa Phi	135	3.181
11	Sigma Alpha Mu	48	3.171
12	Sigma Pi	89	3.166
13	Sigma Tau Gamma	118	3.151
14	Phi Gamma Delta (FIJI)	116	3.138
15	Sigma Phi Beta	11	3.101
16	Pi Kappa Alpha	132	3.072
17	Sigma Nu	40	3.072
18	Delta Tau Delta	89	3.068
19	Alpha Kappa Lambda	49	3.056
20	Tau Epsilon Phi	26	3.053
21	Delta Sigma Phi	130	3.053
22	Zeta Beta Tau	28	3.051
23	Kappa Sigma	150	3.037
24	Kappa Alpha Order	77	3.028
25	Sigma Phi Epsilon	99	3.015
26	Delta Chi	49	2.990
27	Alpha Sigma Phi	108	2.980
28	Chi Phi	92	2.973
29	Phi Kappa Tau	44	2.927
30	Theta Delta Chi	22	2.904

## Multicultural Greek Council 3.060

1	Alpha Pi Omega	4	3.513
2	Omega Phi Chi	7	3.433
3	Lambda Sigma Gamma	13	3.243
4	Delta Chi Lambda	21	3.157
5	Pi Alpha Phi	15	3.082
6	Tau Psi Omega	27	3.014
7	Gamma Rho Lambda	15	2.980
8	Sigma Lambda Beta	33	2.946
9	Sigma Lambda Gamma	13	2.788
10	Epsilon Sigma Rho	4	2.290
NR	Theta Nu Xi	2	***

## Nat'l Assoc. of Latino Fraternal Org. 3.002

1	Kappa Delta Chi	21	3.193
2	Lambda Theta Nu	14	3.119
3	Gamma Alpha Omega	23	3.069
4	Lambda Sigma Upsilon	3	3.067
5	Gamma Zeta Alpha	19	2.631
NR	Lambda Theta Phi	2	***

## National Pan-Hellenic Council 2.986

1	Sigma Gamma Rho	7	3.356
2	Kappa Alpha Psi	4	3.201
3	Alpha Kappa Alpha	12	2.992
4	Alpha Phi Alpha	5	2.941
5	Phi Beta Sigma	9	2.930
6	Delta Sigma Theta	10	2.848
7	Omega Psi Phi	4	2.473

## Professional Fraternity Council 3.553

1	Sigma Alpha Iota	10	3.753
2	Phi Sigma Pi	52	3.721
3	Alpha Rho Chi	22	3.580
4	Alpha Kappa Psi	131	3.549
5	Theta Tau	36	3.161

## Panhellenic Council 3.342

1	Kappa Alpha Theta	235	3.506
2	Mu Epsilon Theta	49	3.500
3	Pi Beta Phi	245	3.455
4	Sigma Kappa	186	3.408
5	Phi Sigma Rho	54	3.402
6	Chi Omega	202	3.392
7	Delta Gamma	203	3.362
8	Alpha Chi Omega	226	3.353
9	Alpha Phi	206	3.344
10	Kappa Kappa Gamma	230	3.295
11	Alpha Gamma Delta	140	3.223
12	Kappa Delta	166	3.185
13	Delta Zeta	199	3.184
14	Alpha Delta Pi	132	3.144

## University Statistics

	Total Size	GPA
All-Greek	5,015	3.25
All-Undergraduate	55,366	3.05
All-Greek Women	2,634	3.33
All-Female	25,797	3.15
All-Greek Men	2,137	3.11
All-Male	29,568	2.97

\* University statistics only take into account students on metropolitan campuses.

Key:

\*\*\* the university does not report academic information when there are fewer than three  
NR not ranked





# Arizona State Fraternity & Sorority Life

Spring 2017  
Rank by Council - Actives

### Interfraternity Council 3.134

1	Lambda Chi Alpha	119	3.388
2	Phi Mu Alpha	9	3.375
3	Acacia	27	3.290
4	Phi Kappa Theta	41	3.286
5	Sigma Alpha Mu	39	3.279
6	Alpha Epsilon Pi	18	3.249
7	Theta Xi	24	3.211
8	Pi Kappa Phi	108	3.201
9	Sigma Pi	73	3.184
10	Phi Gamma Delta (FIJI)	103	3.183
11	Omega Delta Phi	12	3.181
12	Alpha Kappa Lambda	38	3.156
13	Pi Kappa Alpha	112	3.146
14	Sigma Tau Gamma	96	3.139
15	Sigma Phi Beta	11	3.101
16	Delta Tau Delta	79	3.098
17	Kappa Sigma	136	3.095
18	Delta Chi	41	3.054
19	Delta Sigma Phi	130	3.053
20	Zeta Beta Tau	27	3.042
21	Sigma Phi Epsilon	90	3.039
22	Alpha Sigma Phi	89	3.029
23	Kappa Alpha Order	77	3.028
24	Chi Phi	77	2.988
25	Tau Epsilon Phi	22	2.953
26	Phi Kappa Tau	30	2.952
27	Theta Delta Chi	8	2.737
NR	Kappa Delta Rho	0	***
NR	Sigma Nu	1	***
NR	Triangle	0	***

### Multicultural Greek Council 3.138

1	Omega Phi Chi	5	3.694
2	Alpha Pi Omega	4	3.513
3	Gamma Rho Lambda	11	3.276
4	Lambda Sigma Gamma	9	3.256
5	Delta Chi Lambda	19	3.182
6	Tau Psi Omega	23	3.082
7	Pi Alpha Phi	13	3.081
8	Sigma Lambda Beta	25	2.990
9	Sigma Lambda Gamma	13	2.788
NR	Epsilon Sigma Rho	1	***
NR	Theta Nu Xi	2	***

### Nat'l Assoc. of Latino Fraternal Org. 2.989

1	Kappa Delta Chi	21	3.193
2	Lambda Theta Nu	10	3.132
3	Gamma Alpha Omega	15	3.068
4	Lambda Sigma Upsilon	3	3.067
5	Gamma Zeta Alpha	19	2.631
NR	Lambda Theta Phi	2	***

### National Pan-Hellenic Council 3.016

1	Sigma Gamma Rho	4	3.576
2	Kappa Alpha Psi	4	3.201
3	Phi Beta Sigma	5	3.137
4	Alpha Kappa Alpha	12	2.992
5	Delta Sigma Theta	10	2.848
6	Omega Psi Phi	4	2.473
NR	Alpha Phi Alpha	2	***

### Professional Fraternity Council 3.538

1	Sigma Alpha Iota	10	3.753
2	Phi Sigma Pi	36	3.694
3	Alpha Kappa Psi	110	3.566
4	Theta Tau	36	3.161
NR	Alpha Rho Chi	0	***

### Panhellenic Council 3.349

1	Kappa Alpha Theta	235	3.506
2	Mu Epsilon Theta	49	3.500
3	Pi Beta Phi	243	3.453
4	Sigma Kappa	174	3.428
5	Phi Sigma Rho	41	3.410
6	Chi Omega	188	3.403
7	Delta Gamma	192	3.356
8	Alpha Chi Omega	226	3.353
9	Alpha Phi	205	3.342
10	Kappa Kappa Gamma	230	3.295
11	Alpha Gamma Delta	129	3.248
12	Delta Zeta	171	3.199
13	Kappa Delta	160	3.193
14	Alpha Delta Pi	120	3.151

### University Averages

All-Greek Actives	3.27
All-Undergraduate	3.05
All-Greek Women Actives	3.34
All-Female	3.15
All-Greek Men Actives	3.12
All-Male	2.97

\* University statistics only take into account students on metropolitan campuses.

\*\*\* the university does not report academic information when there are fewer than three members  
NR not ranked



# Arizona State Fraternity & Sorority Life

Spring 2017  
Rank by Council - New Members

### Interfraternity Council 3.042

1	Theta Xi	4	3.669
2	Omega Delta Phi	6	3.550
3	Triangle	17	3.506
4	Tau Epsilon Phi	4	3.459
5	Phi Kappa Theta	16	3.327
6	Alpha Epsilon Pi	28	3.260
7	Kappa Delta Rho	24	3.225
8	Phi Mu Alpha	4	3.217
9	Sigma Tau Gamma	22	3.200
10	Pi Kappa Phi	27	3.108
11	Sigma Pi	16	3.088
12	Sigma Nu	39	3.070
13	Acacia	11	3.057
14	Theta Delta Chi	14	3.016
15	Chi Phi	15	2.888
16	Phi Kappa Tau	14	2.876
17	Delta Tau Delta	10	2.833
18	Alpha Sigma Phi	19	2.751
19	Sigma Phi Epsilon	9	2.748
20	Phi Gamma Delta (FJI)	13	2.719
21	Sigma Alpha Mu	9	2.710
22	Delta Chi	8	2.698
23	Alpha Kappa Lambda	11	2.669
24	Pi Kappa Alpha	20	2.606
25	Kappa Sigma	14	2.457
NR	Delta Sigma Phi	0	***
NR	Kappa Alpha Order	0	***
NR	Lambda Chi Alpha	0	***
NR	Sigma Phi Beta	0	***
NR	Zeta Beta Tau	1	***

### Multicultural Greek Council 2.706

1	Lambda Sigma Gamma	4	3.212
2	Sigma Lambda Beta	8	2.836
3	Tau Psi Omega	4	2.586
4	Epsilon Sigma Rho	3	2.290
5	Gamma Rho Lambda	4	2.126
NR	Alpha Pi Omega	0	***
NR	Delta Chi Lambda	2	***
NR	Omega Phi Chi	2	***
NR	Pi Alpha Phi	2	***
NR	Sigma Lambda Gamma	0	***
NR	Theta Nu Xi	0	***

### Nat'l Assoc. of Latino Fraternal Org. 3.077

1	Lambda Theta Nu	4	3.089
2	Gamma Alpha Omega	8	3.070
NR	Gamma Zeta Alpha	0	***
NR	Kappa Delta Chi	0	***
NR	Lambda Sigma Upsilon	0	***
NR	Lambda Theta Phi	0	***

### National Pan-Hellenic Council 2.868

1	Sigma Gamma Rho	3	3.046
2	Alpha Phi Alpha	3	3.001
3	Phi Beta Sigma	4	2.645
NR	Alpha Kappa Alpha	0	***
NR	Delta Sigma Theta	0	***
NR	Kappa Alpha Psi	0	***
NR	Omega Psi Phi	0	***

### Professional Fraternity Council 3.596

1	Phi Sigma Pi	16	3.775
2	Alpha Rho Chi	22	3.580
3	Alpha Kappa Psi	21	3.465
NR	Sigma Alpha Iota	0	***
NR	Theta Tau	0	***

### Panhellenic Council 3.186

1	Delta Gamma	11	3.466
2	Phi Sigma Rho	13	3.378
3	Chi Omega	14	3.249
4	Sigma Kappa	12	3.11
5	Delta Zeta	28	3.095
6	Alpha Delta Pi	12	3.075
7	Kappa Delta	6	2.968
8	Alpha Gamma Delta	11	2.967
NR	Alpha Chi Omega	0	***
NR	Alpha Phi	1	***
NR	Kappa Alpha Theta	0	***
NR	Kappa Kappa Gamma	0	***
NR	Mu Epsilon Theta	0	***
NR	Pi Beta Phi	2	***

### University Averages

All-Greek New Members	3.11
All-First Time Freshmen	2.98
All-Greek Women New Members	3.13
All-First Time Female Freshmen	3.06
All-Greek Men New Members	3.03
All-First Time Male Freshmen	2.91

\* University statistics only take into account students on metropolitan campuses.

Key:  
\*\*\* the university does not report  
NR not ranked



# Arizona State Fraternity & Sorority Life

Spring 2017  
All-Chapter Ranking

Rank	Chapter	GPA
1	Sigma Alpha Iota	3.753
2	Phi Sigma Pi	3.721
3	Alpha Rho Chi	3.580
	<b>PFC</b>	<b>3.553</b>
4	Alpha Kappa Psi	3.549
5	Alpha Pi Omega	3.513
6	Kappa Alpha Theta	3.506
7	Triangle	3.506
8	Mu Epsilon Theta	3.500
9	Pi Beta Phi	3.455
10	Omega Phi Chi	3.433
11	Sigma Kappa	3.408
12	Phi Sigma Rho	3.402
13	Chi Omega	3.392
14	Lambda Chi Alpha	3.388
15	Delta Gamma	3.362
16	Sigma Gamma Rho	3.356
17	Alpha Chi Omega	3.353
18	Alpha Phi	3.344
	<b>PHA</b>	<b>3.342</b>
	<b>All Greek Women</b>	<b>3.328</b>
19	Phi Mu Alpha	3.326
20	Omega Delta Phi	3.307
21	Phi Kappa Theta	3.298
22	Kappa Kappa Gamma	3.295
23	Theta Xi	3.282
24	Alpha Epsilon Pi	3.256
	<b>Greeks</b>	<b>3.249</b>
25	Lambda Sigma Gamma	3.243
26	Kappa Delta Rho	3.225
27	Alpha Gamma Delta	3.223
28	Acacia	3.222
29	Kappa Alpha Psi	3.201
30	Kappa Delta Chi	3.193
31	Kappa Delta	3.185
32	Delta Zeta	3.184
33	Pi Kappa Phi	3.181
34	Sigma Alpha Mu	3.171
35	Sigma Pi	3.166
36	Theta Tau	3.161
37	Delta Chi Lambda	3.157

Rank	Chapter	GPA
38	Sigma Tau Gamma	3.151
	<b>ASU Females</b>	<b>3.15</b>
39	Alpha Delta Pi	3.144
40	Phi Gamma Delta (FIJI)	3.138
41	Lambda Theta Nu	3.119
	<b>IFC</b>	<b>3.116</b>
	<b>New Members</b>	<b>3.114</b>
	<b>All Greek Men</b>	<b>3.105</b>
42	Sigma Phi Beta	3.101
43	Pi Alpha Phi	3.082
44	Pi Kappa Alpha	3.072
45	Sigma Nu	3.072
46	Gamma Alpha Omega	3.069
47	Delta Tau Delta	3.068
48	Lambda Sigma Upsilon	3.068
	<b>MGC</b>	<b>3.060</b>
49	Alpha Kappa Lambda	3.056
50	Tau Epsilon Phi	3.053
51	Delta Sigma Phi	3.053
52	Zeta Beta Tau	3.051
	<b>ASU</b>	<b>3.05</b>
53	Kappa Sigma	3.037
54	Kappa Alpha Order	3.028
55	Sigma Phi Epsilon	3.015
56	Tau Psi Omega	3.014
57	<b>NALFO</b>	<b>3.002</b>
57	Alpha Kappa Alpha	2.992
58	Delta Chi	2.990
	<b>NPHC</b>	<b>2.986</b>
59	Alpha Sigma Phi	2.980
	<b>New Students</b>	<b>2.98</b>
60	Gamma Rho Lambda	2.980
61	Chi Phi	2.973
	<b>ASU Males</b>	<b>2.97</b>
62	Sigma Lambda Beta	2.946
63	Alpha Phi Alpha	2.941
64	Phi Beta Sigma	2.930
65	Phi Kappa Tau	2.927
66	Theta Delta Chi	2.904
67	Delta Sigma Theta	2.848
68	Sigma Lambda Gamma	2.788
69	Gamma Zeta Alpha	2.631
70	Omega Psi Phi	2.473
71	Epsilon Sigma Rho	2.290
NR	Lambda Theta Phi	***
NR	Theta Nu Xi	***

\*\*\* the university does not report academic information when there are fewer than three members

NR not ranked



# Arizona State Fraternity & Sorority Life

Spring 2017  
Alphabetical Listing

Chapter	Size	GPA	Chapter	Size	GPA
Acacia	38	3.222	Omega Delta Phi	18	3.307
Alpha Chi Omega	226	3.353	Omega Phi Chi	7	3.433
Alpha Delta Pi	132	3.144	Omega Psi Phi	4	2.473
Alpha Epsilon Pi	46	3.256	Phi Beta Sigma	9	2.930
Alpha Gamma Delta	140	3.223	Phi Gamma Delta (FIJI)	116	3.138
Alpha Kappa Alpha	12	2.992	Phi Kappa Tau	44	2.927
Alpha Kappa Lambda	49	3.056	Phi Kappa Theta	57	3.298
Alpha Kappa Psi	131	3.549	Phi Mu Alpha	13	3.326
Alpha Phi	206	3.344	Phi Sigma Pi	52	3.721
Alpha Phi Alpha	5	2.941	Phi Sigma Rho	54	3.402
Alpha Pi Omega	4	3.513	Pi Alpha Phi	15	3.082
Alpha Rho Chi	22	3.580	Pi Beta Phi	245	3.455
Alpha Sigma Phi	108	2.980	Pi Kappa Alpha	132	3.072
Chi Omega	202	3.392	Pi Kappa Phi	135	3.181
Chi Phi	92	2.973	Sigma Alpha Iota	10	3.753
Delta Chi	49	2.990	Sigma Alpha Mu	48	3.171
Delta Chi Lambda	21	3.157	Sigma Gamma Rho	7	3.356
Delta Gamma	203	3.362	Sigma Kappa	186	3.408
Delta Sigma Phi	130	3.053	Sigma Lambda Beta	33	2.946
Delta Sigma Theta	10	2.848	Sigma Lambda Gamma	13	2.788
Delta Tau Delta	89	3.068	Sigma Nu	40	3.072
Delta Zeta	199	3.184	Sigma Phi Beta	11	3.101
Epsilon Sigma Rho	4	2.290	Sigma Phi Epsilon	99	3.015
Gamma Alpha Omega	23	3.069	Sigma Pi	89	3.166
Gamma Rho Lambda	15	2.980	Sigma Tau Gamma	118	3.151
Gamma Zeta Alpha	19	2.631	Tau Epsilon Phi	26	3.053
Kappa Alpha Order	77	3.028	Tau Psi Omega	27	3.014
Kappa Alpha Psi	4	3.201	Theta Delta Chi	22	2.904
Kappa Alpha Theta	235	3.506	Theta Nu Xi	2	***
Kappa Delta	166	3.185	Theta Tau	36	3.161
Kappa Delta Chi	21	3.193	Theta Xi	28	3.282
Kappa Delta Rho	24	3.225	Triangle	17	3.506
Kappa Kappa Gamma	230	3.295	Zeta Beta Tau	28	3.051
Kappa Sigma	150	3.037			
Lambda Chi Alpha	119	3.388			
Lambda Sigma Gamma	13	3.243			
Lambda Sigma Upsilon	3	3.068			
Lambda Theta Nu	14	3.119			
Lambda Theta Phi	2	***			
Mu Epsilon Theta	49	3.500			

**Arizona State University - Fraternity & Sorority Life**

**Comprehensive Grade Report**

	S17	F16	S16	F15	S15	F14	S14	F13	S13	F12	S12	F11	S11	F10	S10	F09	S09	F08	S08	F07	S07	F06
<b>IFC</b>	3.12	3.09	3.10	3.10	3.10	3.06	3.07	3.00	2.97	2.93	2.82	2.82	2.85	2.70	2.83	-	-	-	-	-	-	-
Acacia	3.22	3.38	3.22	-	-	-	-	-	-	-	-	-	-	-	-	-	-	-	-	-	-	-
Alpha Epsilon Pi	3.26	-	-	-	-	-	-	-	-	-	-	-	-	-	-	-	-	-	-	-	-	-
Alpha Kappa Lambda	3.06	3.04	2.96	2.98	2.93	2.99	-	-	-	-	-	-	-	-	-	-	-	-	-	-	-	-
Alpha Sigma Phi	2.98	2.96	3.00	2.90	2.94	2.92	2.97	2.83	2.92	2.93	2.71	2.85	-	-	-	-	-	-	-	-	-	-
Chi Phi	2.97	2.87	2.99	2.87	2.82	2.92	2.89	2.84	-	-	-	-	-	-	-	-	-	-	-	-	-	-
Delta Chi	2.99	2.95	3.15	3.15	3.24	3.23	3.05	2.98	2.96	2.79	2.55	2.85	2.85	2.68	2.93	2.70	2.74	2.60	2.61	2.36	2.79	2.87
Delta Lambda Phi	-	***	3.28	3.21	3.11	3.42	3.39	3.05	3.22	3.11	3.34	-	-	-	-	-	-	-	-	-	-	-
Delta Sigma Phi	3.05	3.09	3.07	3.05	3.17	3.06	3.12	3.03	2.99	3.00	-	-	-	-	2.84	2.99	2.85	2.69	2.89	2.85	2.72	
Delta Tau Delta	3.07	3.01	2.95	3.11	3.03	3.00	2.90	2.97	3.08	3.14	2.79	2.78	2.89	2.99	3.17	2.94	3.36	3.01	2.97	2.98	2.86	2.90
Kappa Alpha Order	3.03	2.96	2.90	2.93	3.11	3.03	2.90	2.56	2.42	2.49	2.69	2.84	2.59	2.83	2.68	2.65	2.58	2.36	2.86	2.60	2.39	2.36
Kappa Delta Rho	3.23	-	-	-	-	-	-	-	-	-	-	-	-	-	-	-	-	-	-	-	-	-
Kappa Sigma	3.04	3.11	3.10	3.00	2.98	2.95	2.85	3.02	2.61	2.70	2.66	2.74	2.86	2.90	2.93	2.69	2.83	2.84	2.77	2.94	2.98	2.72
Lambda Chi Alpha	3.39	3.40	3.45	3.40	2.91	2.82	2.82	2.80	2.84	2.68	2.41	2.62	2.78	2.62	2.70	2.73	2.81	2.81	2.83	2.60	2.61	2.71
Omega Delta Phi	3.31	2.86	2.97	2.83	3.26	3.30	3.31	3.27	3.45	3.39	3.38	3.41	3.37	3.37	3.36	3.36	-	-	-	-	-	-
Phi Gamma Delta (FUJ)	3.14	3.04	3.06	3.07	2.70	3.05	3.34	3.03	2.74	2.44	2.77	2.84	2.94	2.45	2.38	2.90	2.87	2.77	2.75	2.82	2.91	2.77
Phi Kappa Tau	2.93	2.97	2.99	2.74	3.07	3.11	3.10	2.95	3.01	3.06	2.88	2.80	2.89	2.93	2.64	2.84	2.74	2.67	2.61	2.67	3.06	2.46
Phi Kappa Theta	3.30	3.25	3.30	3.23	3.22	3.18	-	-	-	-	-	-	-	-	-	-	-	-	-	-	-	-
Phi Mu Alpha	3.33	3.31	3.56	3.50	-	-	-	-	-	-	-	-	-	-	-	-	-	-	-	-	-	-
Pi Kappa Alpha	3.07	3.02	3.05	3.17	3.13	3.04	3.10	3.06	2.92	-	-	-	-	-	-	-	-	-	-	-	-	-
Pi Kappa Phi	3.18	3.21	3.28	3.34	3.31	3.25	3.21	3.22	3.13	3.11	2.90	2.97	3.13	3.07	2.92	2.96	2.90	2.95	2.92	2.83	2.89	2.95
Sigma Alpha Mu	3.17	3.05	2.90	2.94	3.09	3.18	3.43	3.23	3.28	2.92	3.04	3.05	3.19	3.27	3.15	3.13	3.15	3.19	3.06	2.97	2.99	3.25
Sigma Nu	3.07	-	-	-	-	-	-	-	-	-	-	-	-	-	-	-	-	-	-	-	-	-
Sigma Phi Beta	3.10	3.15	2.87	2.88	2.87	2.89	3.16	2.69	2.99	2.96	2.76	2.45	3.20	2.65	3.22	2.46	2.26	2.88	3.05	2.81	3.11	3.07
Sigma Phi Epsilon	3.02	3.04	3.18	3.17	3.22	3.21	3.17	3.10	3.06	3.00	3.00	3.00	3.01	3.05	-	-	2.81	2.92	2.86	2.79	2.72	3.00
Sigma Pi	3.17	3.20	3.15	3.14	3.25	-	-	-	-	-	-	-	-	-	-	-	-	-	-	-	-	-
Sigma Tau Gamma	3.15	3.17	3.04	3.21	3.10	3.11	3.15	-	-	-	-	-	-	-	-	-	-	-	-	-	-	-
Tau Epsilon Phi	3.05	3.05	3.04	-	-	-	-	-	-	-	-	-	-	-	-	-	-	-	-	-	-	-
Theta Delta Chi	2.90	2.80	2.23	2.66	2.89	2.99	2.81	2.74	2.41	2.11	2.61	2.58	2.76	2.72	2.70	2.66	2.64	2.69	-	-	-	-
Theta Xi	3.28	3.23	-	-	-	-	-	-	-	-	-	-	-	-	-	-	-	-	-	-	-	-
Triangle	3.51	-	-	-	-	-	-	-	-	-	-	-	-	-	-	-	-	-	-	-	-	-
Zeta Beta Tau	3.05	2.86	2.72	2.90	2.89	2.91	2.99	2.81	2.87	-	-	-	-	-	-	-	-	-	-	-	-	-

	S17	F16	S16	F15	S15	F14	S14	F13	S13	F12	S12	F11	S11	F10	S10	F09	S09	F08	S08	F07	S07	F06
<b>MGC</b>	3.06	2.94	3.00	2.92	2.97	3.03	2.97	3.20	2.99	2.98	2.97	2.78	2.83	2.87	2.83	-	-	-	-	-	-	-
Alpha Pi Omega	3.51	3.63	3.50	3.67	3.22	2.75	2.36	2.48	1.78	2.22	2.55	2.62	2.65	2.46	2.63	2.73	2.94	3.15	3.17	3.47	-	-
Delta Chi Lambda	3.16	3.07	3.22	2.92	2.91	2.92	3.14	3.17	2.99	3.03	3.28	3.17	2.99	2.83	2.98	-	-	-	-	-	-	-
Epsilon Sigma Rho	2.29	***	***	***	3.04	3.02	3.23	3.73	3.05	3.21	2.34	2.35	-	-	-	-	-	-	-	-	-	-
Gamma Rho Lambda	2.98	3.24	3.06	2.78	3.24	2.91	3.17	3.54	3.05	3.17	3.03	3.09	3.09	3.03	2.58	2.74	2.52	3.04	2.97	3.18	3.06	2.91
Lambda Sigma Gamma	3.24	2.86	3.21	3.04	3.41	3.34	3.26	3.13	2.90	3.48	-	-	-	-	-	-	-	-	-	-	-	-
Omega Phi Chi	3.43	3.53	2.88	2.94	3.09	3.12	2.99	3.43	2.78	2.56	2.71	2.54	2.58	2.94	2.93	2.96	2.55	2.98	2.59	2.62	1.70	-
Pi Alpha Phi	3.08	2.71	2.87	-	-	-	-	-	-	-	-	-	-	-	-	-	-	-	-	-	-	-
Sigma Lambda Beta	2.95	2.85	2.89	2.80	2.62	2.95	2.77	3.16	3.05	3.19	3.15	3.08	2.78	2.81	3.05	2.94	2.70	1.85	2.06	2.22	2.26	2.49
Sigma Lambda Gamma	2.79	2.84	2.80	2.85	2.95	2.96	***	2.90	2.88	2.49	3.09	3.08	3.11	2.73	-	-	-	-	-	-	-	-
Tau Psi Omega	3.01	2.70	2.87	2.79	2.81	2.97	2.89	3.12	2.98	2.90	3.06	2.73	3.06	2.91	2.98	3.04	2.87	2.71	2.78	2.82	3.83	3.06
Theta Nu Xi	***	***	3.98	3.61	3.05	3.23	2.78	3.15	3.11	3.35	3.08	2.61	2.88	3.05	2.59	3.06	3.45	2.84	3.00	3.02	2.12	2.91

	S17	F16	S16	F15	S15	F14	S14	F13	S13	F12	S12	F11	S11	F10	S10	F09	S09	F08	S08	F07	S07	F06
<b>NALFO</b>	3.00	2.93	3.00	2.90	3.09	3.12	3.11	3.03	3.03	3.08	2.98	2.88	2.87	2.88	3.00	-	-	-	-	-	-	-
Gamma Alpha Omega	3.069	2.98	2.78	2.71	2.94	3.41	3.36	3.22	3.07	3.02	3.14	2.99	2.97	2.73	3.00	3.06	2.80	2.81	2.73	2.93	2.62	2.74
Gamma Zeta Alpha	2.631	2.79	3.48	2.57	3.10	2.87	2.67	-	-	-	-	1.97	1.46	2.72	2.35	2.05	2.63	2.05	-	-	-	-
Kappa Delta Chi	3.193	3.00	3.11	3.02	3.21	3.19	3.35	3.12	2.96	3.07	2.93	3.19	-	2.91	3.10	3.23	3.25	2.65	2.95	2.60	2.93	2.72
Lambda Sigma Upsilon	3.068	2.48	2.92	2.69	3.01	2.78	2.70	***	2.90	2.99	3.15	2.27	2.74	2.37	-	-	-	-	-	-	-	-
Lambda Theta Alpha	-	-	2.84	-	-	-	-	-	-	-	-	-	-	-	-	-	-	-	-	-	-	-
Lambda Theta Nu	3.119	3.00	2.82	2.79	3.00	3.07	2.77	3.18	3.26	3.14	3.06	2.86	3.05	3.03	2.93	2.91	-	-	-	-	-	-
Lambda Theta Phi	***	***	3.07	2.85	3.01	2.96	2.79	2.59	3.16	3.20	2.69	2.37	2.91	3.46	3.16	2.55	3.32	3.29	3.21	3.87	3.34	3.30

	S17	F16	S16	F15	S15	F14	S14	F13	S13	F12	S12	F11	S11	F10	S10	F09	S09	F08	S08	F07	S07	F06
<b>NPHC</b>	2.97	2.92	2.86	2.92	2.84	3.06	3.12	3.27	2.75	2.85	2.57	2.78	2.67	2.77	2.78	-	-	-	-	-	-	-
Alpha Kappa Alpha	2.99	2.81	2.96	2.99	2.74	2.79	-	-	-	-	-	-	-	-	-	-	-	-	-	-	-	-
Alpha Phi Alpha	2.94	***	***	2.31	2.55	***	***	***	***	2.83	1.73	-	2.76	2.63	2.78	2.92	2.40	2.77	2.05	2.39	1.90	2.44
Delta Sigma Theta	2.85	3.04	3.01	3.55	3.49	3.41	3.22	3.26	2.68	2.84	2.85	3.10	3.03	3.09	2.89	3.24	2.86	3.05	2.72	2.45	2.90	2.25
Kappa Alpha Psi	3.20</																					