

July 2016

The Office of Fraternity & Sorority Life is pleased to present the 2015-2016 Annual Report, which contains pertinent information regarding the facts, figures, and accomplishments of the fraternity and sorority community at Arizona State University.

During the 2015-2016 academic year, the fraternity and sorority community furthered its “New American Fraternity & Sorority Community” model developed in fall 2013 to create the *premier* fraternity and sorority experience in the country by being values-based, impact-driven individuals and organizations centered on four aspirations to drive our community forward: Learn & Grow, Build Relationships, Give Back, and Do the Right Thing. We are pleased to continue to demonstrate marked improvement in all areas of the fraternity and sorority experience and have received national recognition for the community’s efforts.

A few of the highlights from the 2015-2016 year include:

- **4,400+ undergraduate students**, representing 8% of the undergraduate student population, were members of fraternities and sororities – a 10% increase in one year
- **74 fraternities and sororities** are currently active on campus, of which 27 organizations are culturally-based with Latino/a, African-American, Native American, Asian American, and LGBTQA focuses
- The Interfraternity Council (IFC) received **national recognition** by the North-American Interfraternity Conference being awarded the 2016 Council Award of Distinction
- The **Professional Fraternity Council (PFC)** was founded in fall 2015 as the sixth governing council to support, promote, and advance professionally-based Greek-lettered organizations in fields such as business, engineering, law, military science, music, and more
- Academically, for the spring 2016 semester, the community achieved an:
  - **All-Greek GPA (3.22)** above the all-Undergraduate GPA (3.05)
  - All-Sorority GPA (3.31) above the all-Female GPA (3.15)
  - All-Fraternity GPA (3.09) above the all-Male GPA (2.91)
- **103,000+ community service hours** completed within the Phoenix metropolitan area
- **\$540,000+ raised for charitable organizations**, both locally and nationally based
- **\$100,000 donated to Valley of the Sun United Way** – a 33% increase in one year

As we continue into the 2016-2017 academic year, we look forward to building upon our successes of this year and aspire to continue to positively impact the university community, first as Sun Devils, and second as members of the rich tradition of fraternity and sorority life at Arizona State University.

---



# Arizona State University Fraternity & Sorority Life 2015-2016 Annual Report

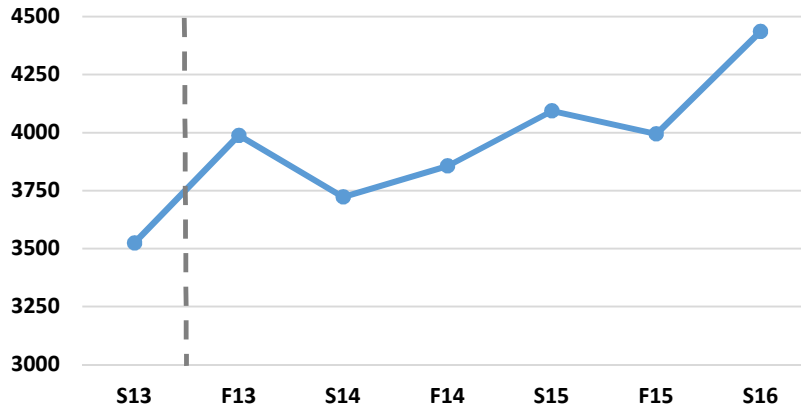
## MEMBERSHIP

- **74 fraternities and sororities** are currently active at Arizona State University:
  - 25 Interfraternity Council (IFC) fraternities
  - 12 Multicultural Greek Council (MGC) chapters
    - 5 fraternities and 7 sororities
  - 7 National Association of Latino Fraternal Organization (NALFO) chapters
    - 3 fraternities and 4 sororities
  - 7 National Pan-Hellenic Council (NPHC) chapters
    - 4 fraternities and 3 sororities
  - 13 Panhellenic Council (PHA) sororities
  - 10 Professional Fraternity Council (PFC) chapters
    - 1 fraternity, 1 sorority, and 8 co-ed
- Of the more than 54,000 undergraduate students, 4,437 are active members of fraternities and sororities, making up **8% of the undergraduate student population**.
  - 2,596 women are affiliated with a sorority, reflecting 7% of the female undergraduate population at Arizona State University.
  - 1,841 men are affiliated with a fraternity, reflecting 5% of the male undergraduate population at Arizona State University.
- The fraternity and sorority community had an **average chapter size of 69 members**. The average chapter sizes for:
  - Interfraternity Council fraternities was 68 men.
  - Multicultural Greek Council fraternities and sororities was 18 members.
  - National Association of Latino Fraternal Organizations fraternities and sororities was 11 members.
  - National Pan-Hellenic Council fraternities and sororities was 8 members.
  - Panhellenic Council sororities was 184 members.
- A total of 2,279 new members joined the fraternity and sorority community during the 2015-2016 year with **1,880 new members** retaining membership for an 83% retention rate. The number of new members joining:

○ Spring 2016	○ Fall 2015
▪ IFC: 320	▪ IFC: 387
▪ MGC: 40	▪ MGC: 62
▪ NALFO: 13	▪ NALFO: 10
▪ NPHC: 18	▪ NPHC: 11
▪ PHA: 109	▪ PHA: 910
- The fraternity and sorority community welcomed **seven new organizations** this year:
  - Acacia Fraternity with 21 men – Interfraternity Council (IFC)
  - Phi Mu Alpha Sinfonia with 18 men – Interfraternity Council (IFC)
  - Phi Kappa Tau with 30 men – Interfraternity Council (IFC)

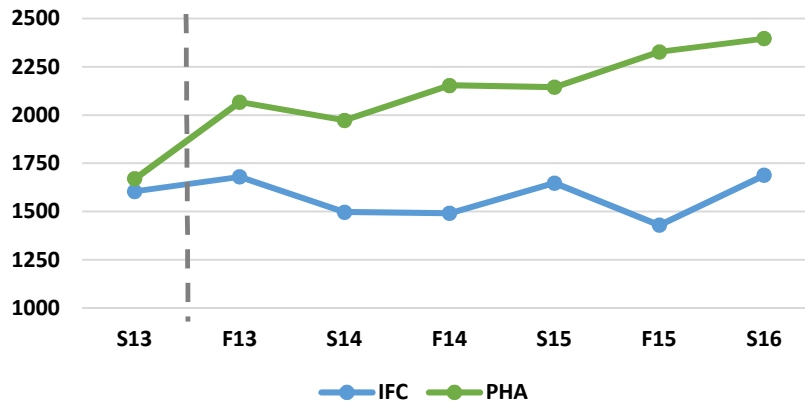
- Tau Epsilon Phi Fraternity with 26 men – Interfraternity Council (IFC)
- Lambda Theta Alpha Sorority with 9 women – National Association of Latino Fraternal Organizations (NALFO)
- Kappa Delta Sorority with 136 women – Panhellenic Council (PHA)
- Phi Sigma Rho National Engineering Sorority with 31 women – Panhellenic Council (PHA)

### Total Greek Community Membership



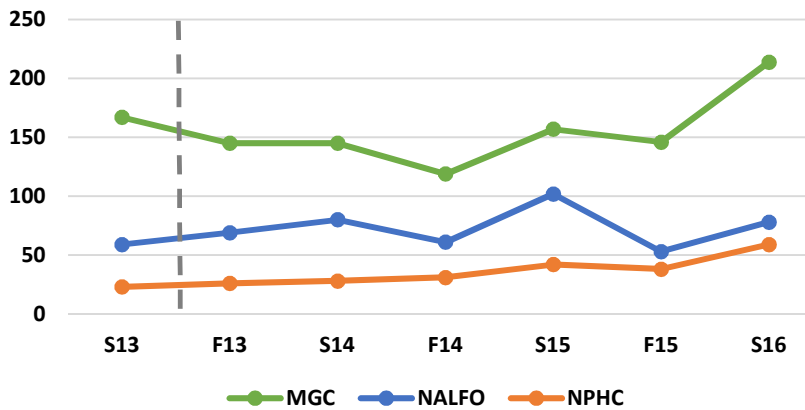
25%+  
increase  
over spring 2013

### IFC & PHA Membership



25%  
increase  
over spring 2013

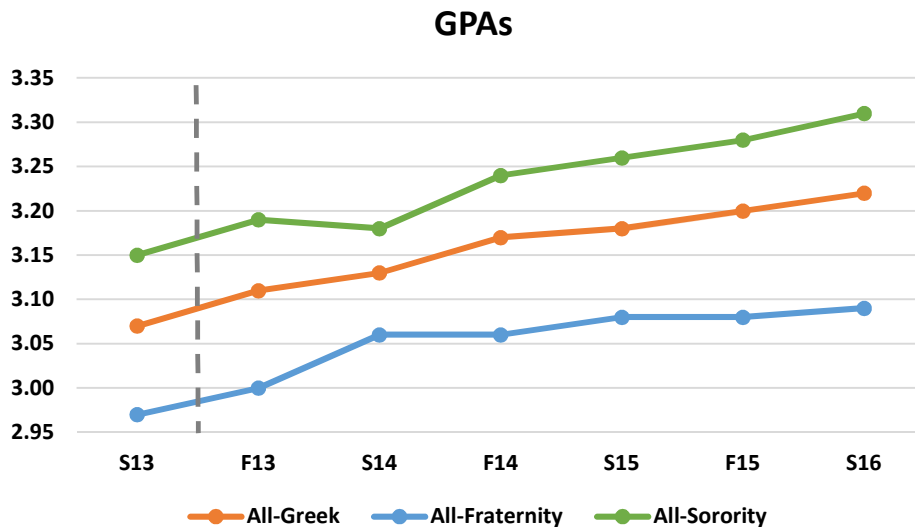
### Culturally-based Council Membership



41%  
increase  
over spring 2013

## SCHOLARSHIP

- All-Greek GPA
  - Spring 2016, the **all-Greek GPA (3.22)** was above the all-University average (3.05) and 35 chapters were above the all-Undergraduate average.
  - Fall 2015, the **all-Greek GPA (3.20)** was above the all-University average (2.98) and 34 chapters were above the all-Undergraduate average.
- All-Sorority GPA
  - Spring 2016, the **all-Sorority GPA (3.31)** was above the all-Female GPA (3.15) and 16 sororities were above the all-Female GPA.
  - Fall 2015, the **all-Sorority GPA (3.28)** was above the all-Female GPA (3.04) and 18 sororities were above the all-Female GPA.
- All-Fraternity GPA
  - Spring 2016, the **all-Fraternity GPA (3.09)** was above the all-Male GPA (2.97) and 25 fraternities were above the all-Male GPA.
  - Fall 2015, the **all-Fraternity GPA (3.08)** was above the all-Male GPA (2.91) and 18 fraternities were above the all-Male GPA.



- Dean's List
  - Spring 2016, there were **1,459 Dean's List recipients**, reflecting 35% of the fraternity and sorority community.
  - Fall 2015, there were **1,391 Dean's List recipients**, reflecting 30% of the fraternity and sorority community.
- The respective governing council GPAs were:
 

<ul style="list-style-type: none"> <li>○ Spring 2016               <ul style="list-style-type: none"> <li>▪ IFC: 3.10</li> <li>▪ MGC: 3.00</li> <li>▪ NALFO: 3.00</li> <li>▪ NPHC: 2.86</li> <li>▪ PHA: 3.33</li> </ul> </li> </ul>	<ul style="list-style-type: none"> <li>○ Fall 2015               <ul style="list-style-type: none"> <li>▪ IFC: 3.10</li> <li>▪ MGC: 2.92</li> <li>▪ NALFO: 2.90</li> <li>▪ NPHC: 2.92</li> <li>▪ PHA: 3.29</li> </ul> </li> </ul>
---	---

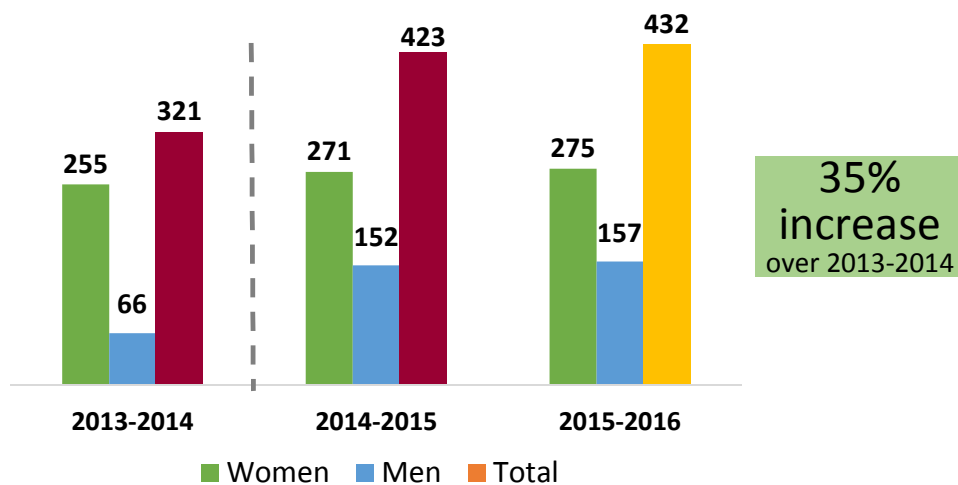
- The chapters achieving the highest overall Chapter GPAs among their respective governing councils were:
  - Spring 2016
    - IFC: Phi Mu Alpha Fraternity (3.561)
    - MGC: Theta Nu Xi Sorority (3.976)
    - NALFO: Gamma Zeta Alpha Fraternity (3.481)
    - NPHC: Delta Sigma Theta Sorority (3.006)
    - PHA: Phi Sigma Rho Sorority (3.603)
  - Fall 2015
    - IFC: Phi Mu Alpha Fraternity (3.501)
    - MGC: Alpha Pi Omega Sorority (3.666)
    - NALFO: Kappa Delta Chi Sorority (3.024)
    - NPHC: Delta Sigma Theta Sorority (3.555)
    - PHA: Phi Sigma Rho Sorority (3.520)

## CAMPUS INVOLVEMENT

- Fraternity and sorority chapters reported 2,116 members involved in other student organizations or nearly **50% of the community is involved in another student organization**, of which almost 40% reported serving in a leadership role.
- The fraternities and sororities that reported the highest percentage of members being involved in other campus student organizations were:
  - IFC – Delta Chi, Kappa Sigma, & Phi Kappa Theta Fraternities (100%)
  - MGC – Alpha Pi Omega Sorority (50%)
  - NALFO – Lambda Sigma Upsilon Fraternity (75%)
  - NPHC – Alpha Phi Alpha & Omega Psi Phi Fraternities (100%)
  - PHA – Alpha Chi Omega Sorority (100%)
- The fraternities and sororities that reported the highest percentage of members being involved in leadership positions in other campus student organizations were:
  - IFC – Delta Chi Fraternity (82%)
  - MGC – Lambda Sigma Gamma Sorority (75%)
  - NALFO – Lambda Theta Phi Fraternity (70%)
  - NPHC – Omega Psi Phi Fraternity (100%)
  - PHA – Delta Zeta Sorority (48%)
- The second annual **NPHC Yard Show**, a competitive stepping, strolling, and/or dancing competition that features our culturally-based Greek-letter organizations, was recognized as a finalist for a Pitchfork Award.
- The inaugural **Unity Step Show** was held by organizations from MGC, NALFO, and NPHC an opportunity to compete against each other in a stepping competition while all attendees learn about the historical relevance and importance of stepping and strolling in culturally-based Greek-letter organizations.
- The fraternity and sorority community continued its focus on promoting spirit, pride, and tradition by hosting several Greek student sections at home football, men’s and women’s basketball, baseball, and softball games.

## ON-CAMPUS GREEK HOUSING

- The fraternity and sorority community increased to **423 on-campus residents** in university operated Greek Housing at Adelphi I Commons and the Villas at Vista del Sol.
  - **275 sorority residents** at Adelphi I Commons, representing 11 chapters of PHA
    - Note, in 2014-2015 Adelphi I housed 12 chapters
  - **157 fraternity residents** at Vista del Sol Villas, representing 14 chapters and 3 governing councils (IFC, MGC, NALFO)
- The Greek Housing Committee advanced and presented its **Greek Leadership Village concept** to multiple stakeholders through many town halls, conference calls, and webinars, including presentations to students, alumni, volunteers, and inter/national organizations.
- The fraternity and sorority community continued its new Greek Housing structure focused on **self-governance** with Adelphi I sororities operating under a Memorandum of Understanding and fraternity men operating under a Special Interest Housing Agreement at Vista del Sol Villas.
- The new Greek Housing Ambassador program was initiated in Fraternity Villas at Vista del Sol with three Greek Housing Ambassadors hired to serve as peer liaisons between fraternity residents and the Office of Fraternity & Sorority Life assisting with move-in/out, pre-athletic game programming, university policy compliance, and fraternity community building.



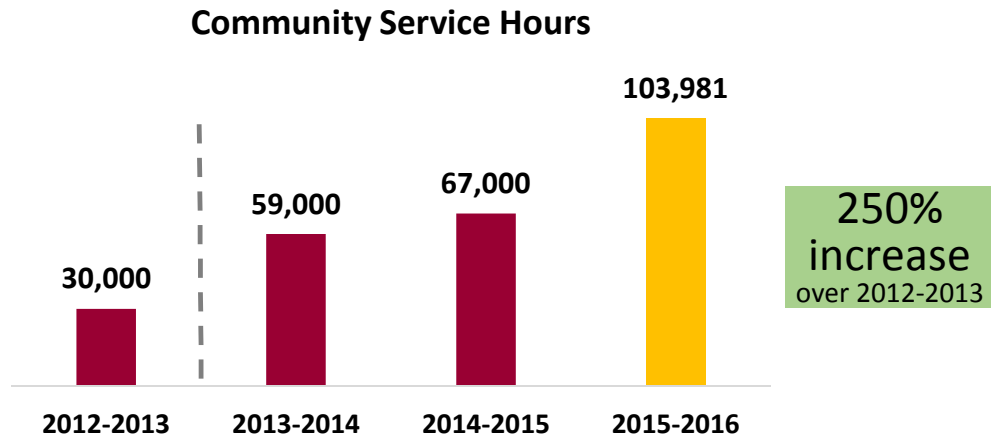
## EDUCATIONAL PROGRAMMING

- Fraternities and sororities implemented **401 educational programs** for their members and the campus community this year. The education programs covered a wealth of topics, including Academic Development, Alcohol & Other Drugs Education, Anti-Bullying, Body Image, Bystander Prevention, Confidence Building, CPR Training, Etiquette, Hazing Prevention, Leadership Development, Networking, Nutrition, Personal Financial Management, Resume Building, Safe Spring Break, Self-Defense, Sexual Violence Prevention, Social Responsibility, Stress Reduction, Study Skills, Time Management, Values-based Decision Making, and Values-based Recruitment.
- The Panhellenic Council sponsored the inaugural **PowHER conference** to engage women in discussions and educational programming related to confidence building, empowerment, and leadership. The conference received the 2016 Pitchfork Award for Best Educational Program.
- Fraternity & Sorority Life, in partnership with the Respect Movement and Man Up, created a new educational opportunity called the **Fraternity+Man Movement** for fraternity new members focused on values-based, impact-driven decision making with more than 120 students.
- The Interfraternity Council, in partnership with ASU Career Services, planned the inaugural **Greek Career Fair**, which was exclusive to members of the fraternity and sorority community and more than 30 businesses participated
- The fraternity and sorority community welcomed several **nationally renowned speakers** throughout the year to present on a variety of educational topics, including:
  - Dave Westol of Limberlost Consulting presented on risk management and chapter culture change through values-based decision-making.
  - KJ McNamara of Phired Up Productions presented a dynamic workshop about empowering sorority women on a variety of topics, such as body image, leadership, and personal well-being.
  - Erin Fischer of the Leadership & Training Studio presented on confidence and self-worth
  - Christopher Bruno of CAMPUSPEAK Productions presented on collegiate male health and healthy masculinity.
- Members of the fraternity and sorority community continued its focus on **sexual violence prevention** throughout the 2015-2016 academic year, participating in several events on the topic, including:
  - In collaboration with Student for Consent, ASU Counseling, ASU PD, Tempe PD, and Care7, the Panhellenic Council hosted a **sexual violence prevention panel** regarding sexual assault prevention geared towards providing appropriate resources and tools for sorority executive board officers and council leaders to assist a member who may have been a victim of sexual violence.
  - The Panhellenic Council hosted a screening of **The Hunting Ground**, which included a subsequent presentation, discussion, and open dialogue surrounding the topic of sexual violence prevention on today's college campuses.
  - The Interfraternity Council hosted speaker Alex Palacios of the Arizona Coalition to End Sexual and Domestic Violence to discuss sexual assault prevention, active bystander intervention strategies, and general sexual health information.
  - The five governing councils collaborated to include sexual violence prevention as a component of both Risk Management Trainings for chapter presidents, risk managers, and social chairs, as well as including it in New Member Orientation, which is an interactive presentation for all new members of the Greek community.

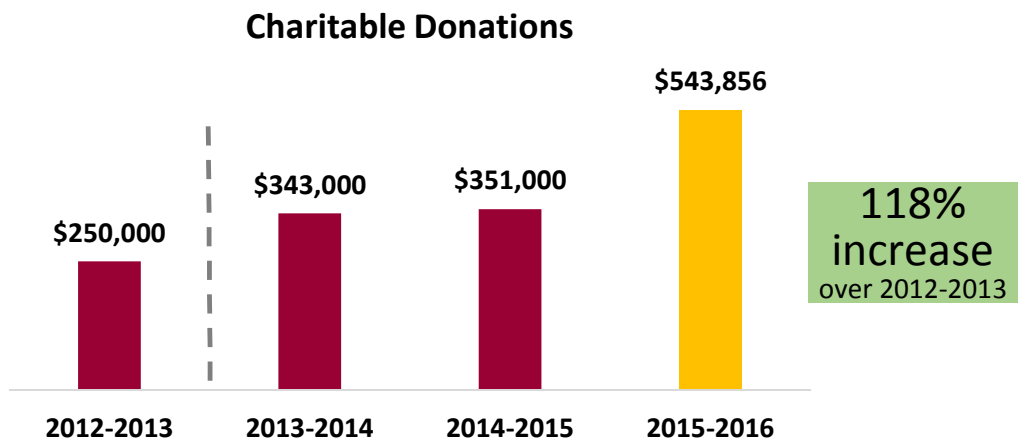


## COMMUNITY SERVICE & PHILANTHROPY

- Overall, the fraternity and sorority community contributed **103,981 hours of community service**, which is approximately **23 hours per member**. The fraternities and sororities contributing the most number of community service hours were:
  - IFC – Pi Kappa Alpha Fraternity (6,856 hours)
  - MGC – Tau Psi Omega Fraternity (1,727 hours)
  - NALFO – Kappa Delta Chi Sorority (1,057 hours)
  - NPHC – Alpha Kappa Alpha Sorority (430 hours)
  - PHA – Delta Zeta Sorority (11,728 hours)



- Overall, the fraternity and sorority community raised **\$543,856 for charitable organizations**, which is approximately **\$122 per member**. The fraternities and sororities raising the most for charitable organizations were:
  - IFC – Pi Kappa Phi Fraternity (\$45,667)
  - MGC – Sigma Lambda Beta Fraternity (\$1,800)
  - NALFO – Gamma Alpha Omega Fraternity (\$1,250)
  - NPHC – Phi Beta Sigma Fraternity (\$2,486)
  - PHA – Delta Zeta Sorority (\$56,864)



- On April 3, 2016, the fraternity and sorority community hosted Greek Sing, the community's largest philanthropic event, at Gammage Auditorium. With more than 2,500 attendees, fraternities and sororities teamed up to create, choreograph, direct, and perform musical numbers while raising charitable contributions. Greek Sing is the pinnacle event of ASU's *Sun Devils Unite Week of Philanthropy*, a week of raising awareness and donations to benefit Valley of the Sun United Way. In total, **Greek Sing raised more than \$100,000 in donations this year.**
- In conjunction with Homecoming Week, the Greek community partnered with United Blood Services to host an inaugural **FSL Blood Drive**. In total, 437 individuals attempted to donate and 262 procedures were completed. The FSL Blood Drive was the largest blood drive event held at Arizona State University in over 10 years and had the potential to save 786 lives.
- The Panhellenic Council hosted their 2nd Annual Prom Dress Drive to benefit **The Cinderella Affair**, a local non-profit that provides young women in the area who otherwise wouldn't be able to attend their prom to have a chance to have that critical high school experience. More than 125 students stop by the event and donated 233 dresses, an increase of over 100% from the 2015 event.
- Members of the fraternity and sorority community partnered with ASU PD and Tempe PD to host the inaugural **Shop with a Cop** philanthropic event in December 2015 to provide underprivileged youth with toys for the holiday season. The community followed up this event in April 2016 with **Swing into Spring**, a similar event for underprivileged youth focused on summer preparedness, including hygiene donations, toys, and an interactive event at Adelphi Commons.
- During the Greek Week Service Event, over **2,100 weekend hunger and hygiene kits** were packed for Valley of the Sun United Way to aid local underprivileged youth and homeless individuals. Due to the number of kits prepared by the Greek community from this one event, Valley of the Sun United Way was able to sustain its kit distribution for six months.
- On October 24, 2015, the fraternity and sorority community hosted the third annual **Day of Service**, coinciding with national Make a Difference Day, where over 500 registered members of the Greek community contributed nearly 2,000 hours of service to local non-profit organizations and causes.
- On April 9, 2016, the fraternity and sorority community participated in ASU's **Devils in Disguise** with 31 chapters serving local non-profit organizations and causes.
- Fraternities and sororities performed community service and/or raised charitable donations for organizations such as, the American Breast Cancer Foundation, American Cancer Society, American Red Cross, ALS Association, Arizona Animal Welfare League, Arizona Humane Society, Arizona Microcredit Initiative, Arizona Skin Cancer Foundation, Be a Leader Foundation, Best Buddies, Habitat for Humanity, Juvenile Diabetes Research Fund, Make-A-Wish Foundation, Maricopa County Animal Care & Control, Phoenix Rescue Mission, Phoenix Zoo, PUSH America, Ronald McDonald House, Salvation Army, SEEDs for Autism, St. Jude's Research Hospital, Susan G. Komen, St. Mary's Food Bank, Toys for Tots, Valley of the Sun United Way, YMCA, various local elementary schools, and many other non-profit organizations and foundations.

# Chapter Statistics

## Grand Totals by Chapter 2015-2016

	<b>Chapter Size</b> (members)	<b>Educational Programs</b> (programs)	<b>Charitable Projects</b> (\$ raised)	<b>Community Service</b> (hours)	<b>Campus Involvement</b> (members)	<b>Leadership Positions</b> (members)
Acacia	21	2	n/r	29	5	2
Alpha Chi Omega	216	11	\$40,296	5,442	217	27
Alpha Delta Pi	122	26	\$10,015	3,433	60	18
Alpha Gamma Delta	187	15	\$19,799	2,464	45	15
Alpha Kappa Alpha	18	13	\$596	430	17	15
Alpha Kappa Lambda	46	1	\$2,124	235	13	3
Alpha Phi	211	9	\$48,494	4,319	24	6
Alpha Phi Alpha	3	2	\$1,700	114	3	2
Alpha Pi Omega	6	5	n/r	246	3	1
Alpha Sigma Phi	89	3	\$1,655	326	5	1
Chi Omega	212	1	\$19,880	1,894	171	39
Chi Phi	61	6	\$1,439	501	35	2
Delta Chi	68	3	\$12,283	2,204	80	56
Delta Chi Lambda	25	5	\$871	402	9	4
Delta Gamma	191	14	\$32,337	775	85	22
Delta Lambda Phi	14	1	n/r	36	4	1
Delta Sigma Phi	126	5	\$5,495	574	4	4
Delta Sigma Theta	16	8	n/r	162	14	6
Delta Tau Delta	89	5	\$6,541	1,733	51	4
Delta Zeta	214	13	\$56,864	11,729	198	102
Epsilon Sigma Rho	3	n/r	\$140	128	n/r	n/r
Gamma Alpha Omega	18	9	\$1,250	395	3	1
Gamma Rho Lambda	28	3	\$200	780	7	4
Gamma Zeta Alpha	7	7	\$150	40	3	n/r
Kappa Alpha Order	85	6	\$9,192	2,728	28	12
Kappa Alpha Psi	6	2	n/r	36	4	4
Kappa Alpha Theta	244	10	\$12,670	5,766	47	41
Kappa Delta	144	17	\$15,209	4,669	52	16
Kappa Delta Chi	19	3	n/r	1,057	10	5
Kappa Kappa Gamma	207	4	\$8,127	3,980	74	29
Kappa Sigma	134	2	\$7,317	5,701	134	3
Lambda Chi Alpha	122	9	\$20,500	3,288	64	55
Lambda Sigma Gamma	8	2	\$230	132	2	2
Lambda Sigma Upsilon	4	5	\$22	198	3	2
Lambda Theta Alpha	9	n/r	n/r	n/r	n/r	n/r
Lambda Theta Nu	11	4	n/r	419	4	4
Lambda Theta Phi	10	4	\$1,075	826	7	7

	<b>Chapter Size</b> (members)	<b>Educational Programs</b> (programs)	<b>Charitable Projects</b> (\$ raised)	<b>Community Service</b> (hours)	<b>Campus Involvement</b> (members)	<b>Leadership Positions</b> (members)
Omega Delta Phi	13	1	\$330	729	9	2
Omega Phi Chi	11	4	\$300	228	3	2
Omega Psi Phi	5	4	n/r	62	5	5
Phi Beta Sigma	6	7	\$2,486	140	2	2
Phi Gamma Delta (FIJI)	107	5	\$27,253	1,542	17	17
Phi Kappa Tau	30	3	\$1,725	148	15	7
Phi Kappa Theta	23	6	\$1,661	987	23	10
Phi Mu Alpha Sinfonia	18	3	n/r	69	6	3
Phi Sigma Rho	31	1	n/r	414	19	3
Pi Alpha Phi	20	11	\$48	135	7	4
Pi Beta Phi	218	29	\$45,873	6,833	87	21
Pi Kappa Alpha	146	9	\$11,070	6,856	102	16
Pi Kappa Phi	120	4	\$45,667	5,493	48	41
Sigma Alpha Mu	36	2	\$8,173	1,736	13	8
Sigma Gamma Rho	5	7	\$102	62	2	n/r
Sigma Kappa	200	23	\$22,645	2,693	120	41
Sigma Lambda Beta	28	5	\$1,800	318	6	3
Sigma Lambda Gamma	21	3	\$50	524	4	2
Sigma Phi Beta	11	2	\$905	303	9	1
Sigma Phi Epsilon	94	7	\$6,500	644	29	15
Sigma Pi	65	10	\$7,425	1,534	40	6
Sigma Tau Gamma	98	3	\$13,361	2,765	34	14
Tau Epsilon Phi	28	4	\$2,156	392	22	14
Tau Psi Omega	46	7	\$125	1,727	15	4
Theta Delta Chi	5	2	\$1,293	356	4	2
Theta Nu Xi	4	3	\$79	65	n/r	n/r
Zeta Beta Tau	54	1	\$6,358	40	2	n/r
<b>Chapters Reporting</b>	<b>64</b>	<b>63</b>	<b>53</b>	<b>63</b>	<b>61</b>	<b>58</b>
<b>Total</b>	<b>4,437</b>	<b>401</b>	<b>\$543,856</b>	<b>103,981</b>	<b>2,128</b>	<b>758</b>

*\*n/r: chapter did not report data*

# Per Member Statistics

## Chapter Averages per Member by Council 2015-2016

	<b>Chapter Size</b> (members)	<b>Charitable Donations</b> (\$/member)	<b>Community Service</b> (hrs/member)	<b>Campus Involvement</b> (% of chapter)	<b>Hold Leadership Positions</b> (% of chapter)
<b>IFC Averages</b>	<b>68</b>	<b>\$182</b>	<b>24</b>	<b>47%</b>	<b>18%</b>
Acacia	21	n/r	1	24%	10%
Alpha Kappa Lambda	46	\$46	5	28%	7%
Alpha Sigma Phi	89	\$19	4	6%	1%
Chi Phi	61	\$24	8	57%	3%
Delta Chi	68	\$181	32	100%	82%
Delta Sigma Phi	126	\$44	5	3%	3%
Delta Tau Delta	89	\$73	19	57%	4%
Kappa Alpha Order	85	\$108	32	33%	14%
Kappa Sigma	134	\$55	43	100%	2%
Lambda Chi Alpha	122	\$168	27	52%	45%
Omega Delta Phi	13	\$25	56	69%	15%
Phi Gamma Delta (FIJI)	107	\$255	14	16%	16%
Phi Kappa Tau	30	\$58	5	50%	23%
Phi Kappa Theta	23	\$72	43	100%	43%
Phi Mu Alpha Sinfonia	18	n/r	4	33%	17%
Pi Kappa Alpha	146	\$76	47	70%	11%
Pi Kappa Phi	120	\$381	46	40%	34%
Sigma Alpha Mu	36	\$227	48	36%	22%
Sigma Phi Beta	11	\$82	28	82%	9%
Sigma Phi Epsilon	94	\$69	7	31%	16%
Sigma Pi	65	\$114	24	62%	9%
Sigma Tau Gamma	98	\$136	28	35%	14%
Tau Epsilon Phi	28	\$77	14	79%	50%
Theta Delta Chi	5	\$259	71	80%	40%
Zeta Beta Tau	54	\$118	1	4%	n/r
<b>MGC Averages</b>	<b>12</b>	<b>\$20</b>	<b>22</b>	<b>29%</b>	<b>13%</b>
Alpha Pi Omega	6	n/r	41	50%	17%
Delta Chi Lambda	25	\$35	16	36%	16%
Delta Lambda Phi	14	n/r	3	29%	7%
Epsilon Sigma Rho	3	\$47	43	n/r	n/r
Gamma Rho Lambda	28	\$7	28	25%	14%
Lambda Sigma Gamma	8	\$29	16	25%	25%
Omega Phi Chi	11	\$27	21	27%	18%
Pi Alpha Phi	20	\$2	7	35%	20%
Sigma Lambda Beta	28	\$64	11	21%	11%

	<b>Chapter Size</b> (members)	<b>Charitable Donations</b> (\$/member)	<b>Community Service</b> (hrs/member)	<b>Campus Involvement</b> (% of chapter)	<b>Hold Leadership Positions</b> (% of chapter)
<b>MGC Averages (cont.)</b>	<b>12</b>	<b>\$20</b>	<b>22</b>	<b>29%</b>	<b>13%</b>
Sigma Lambda Gamma	21	\$2	25	19%	10%
Tau Psi Omega	46	\$3	38	33%	9%
Theta Nu Xi	4	\$20	16	n/r	n/r

<b>NALFO Averages</b>	<b>11</b>	<b>\$64</b>	<b>43</b>	<b>43%</b>	<b>31%</b>
Gamma Alpha Omega	18	\$69	22	17%	6%
Gamma Zeta Alpha	4	\$21	6	43%	n/r
Kappa Delta Chi	19	n/r	56	53%	26%
Lambda Sigma Upsilon	4	\$6	50	75%	50%
Lambda Theta Alpha	9	n/r	n/r	n/r	n/r
Lambda Theta Nu	11	n/r	38	36%	36%
Lambda Theta Phi	10	\$108	83	70%	70%

<b>NPHC Averages</b>	<b>6</b>	<b>\$153</b>	<b>17</b>	<b>80%</b>	<b>63%</b>
Alpha Kappa Alpha	18	\$33	24	94%	83%
Alpha Phi Alpha	3	\$567	38	100%	67%
Delta Sigma Theta	16	n/r	10	88%	38%
Kappa Alpha Psi	6	n/r	6	67%	67%
Omega Psi Phi	5	n/r	12	100%	100%
Phi Beta Sigma	6	\$414	23	33%	33%
Sigma Gamma Rho	5	\$20	12	40%	n/r

<b>PHA Averages</b>	<b>184</b>	<b>\$140</b>	<b>23</b>	<b>50%</b>	<b>16%</b>
Alpha Chi Omega	216	\$187	25	100%	13%
Alpha Delta Pi	122	\$82	28	49%	15%
Alpha Gamma Delta	187	\$106	13	24%	8%
Alpha Phi	211	\$230	20	11%	3%
Chi Omega	212	\$94	9	81%	18%
Delta Gamma	191	\$169	4	45%	12%
Delta Zeta	214	\$266	55	93%	48%
Kappa Alpha Theta	244	\$52	24	19%	17%
Kappa Delta	144	\$106	32	36%	11%
Kappa Kappa Gamma	207	\$39	19	36%	14%
Phi Sigma Rho	31	n/r	13	61%	10%
Pi Beta Phi	218	\$210	31	40%	10%
Sigma Kappa	200	\$113	13	60%	21%

<b>All-Greek Averages</b>	<b>69</b>	<b>\$123</b>	<b>23</b>	<b>48%</b>	<b>17%</b>
---------------------------	-----------	--------------	-----------	------------	------------

\*n/r: chapter did not report data

# **Membership Statistics**

**Composite from Fall 2006 – Spring 2016**

(see enclosed)

Organization Name	F06	S07	F07	S08	F08	S09	F09	S10	F10	S11	F11	S12	F12	S13	F13	S14	F14	S15	F15	S16	
<b>Interfraternity Council (mens)</b>	1146	1308	937	1148	986	1329	1458	1293	1086	1164	1289	1374	1673	1605	1681	1497	1492	1648	1430	1689	
Acacia	-	-	-	-	-	-	-	-	-	-	-	-	-	-	-	-	-	-	-	21	
Alpha Delta Phi	-	-	-	-	-	-	-	-	-	-	12	16	55	66	45	48	Closed (D)				
Alpha Epsilon Pi	72	79	79	101	79	103	65	50	***	***	***	21	47	36	Closed (D)						
Alpha Kappa Lambda	-	-	-	-	-	-	-	-	-	-	-	-	-	-	-	31	26	34	46		
Alpha Sigma Phi	-	-	-	-	-	-	-	-	-	©	44	64	89	78	68	78	78	88	93	89	
Chi Phi	-	-	-	-	-	-	-	-	-	-	-	-	-	28	31	53	55	64	61		
Delta Chi	49	69	20	52	53	57	71	64	59	55	68	61	80	98	72	59	63	76	86	68	
Delta Kappa Epsilon	Closed (D)								10	12	52	66	90	86	81	81	86	64	Closed (D)		
Delta Sigma Phi	113	133	109	140	90	59	87	79	Closed (D)				121	129	124	122	132	145	123	126	
Delta Tau Delta	24	31	24	25	21	18	14	19	23	30	40	41	35	41	48	53	70	77	77	89	
Delta Upsilon	27	22	21	26	25	30	34	32	37	35	42	38	36	27	12	12	9	9	Closed (M)		
Kappa Alpha Order	40	48	41	52	34	52	67	54	46	41	50	39	16	35	34	37	45	66	62	85	
Kappa Sigma	63	71	75	79	68	79	50	55	63	68	59	95	116	68	102	109	128	165	126	134	
Lambda Chi Alpha	Closed (D)							37	47	47	71	83	91	113	101	112	127	122	130	99	122
Omega Delta Phi	20	13	14	17	24	21	17	16	16	12	26	26	22	24	28	11	11	13	3	13	
Phi Gamma Delta	8	8	16	33	22	61	61	54	56	67	81	82	99	81	97	85	76	95	87	107	
Phi Kappa Psi	78	108	Closed (D)																		
Phi Sigma Kappa	Closed (D)			©	24	43	44	60	51	52	Closed (D)										
Phi Kappa Tau	-	-	-	-	-	-	-	-	-	-	-	-	-	-	-	-	-	-	©	30	
Phi Kappa Theta	-	-	-	-	-	-	-	-	-	-	-	-	-	-	-	-	16	23	25	23	
Phi Mu Alpha	-	-	-	-	-	-	-	-	-	-	-	-	-	-	-	-	-	-	©	18	
Pi Kappa Alpha	120	136	Closed (D)											189	162	151	143	154	115	146	
Pi Kappa Phi	52	59	47	63	47	78	71	66	63	72	114	126	135	142	122	137	130	122	90	120	
Sigma Alpha Epsilon	40	47	37	66	56	94	85	82	76	83	118	107	121	Closed (D)							
Sigma Alpha Mu	22	8	23	26	22	40	44	45	35	34	41	44	38	45	39	43	40	46	40	36	
Sigma Chi	109	120	128	140	89	120	122	119	102	110	110	114	124	120	110	Closed (D)					
Sigma Nu	68	87	57	33	52	76	77	75	75	99	Closed (D)										
Sigma Phi Beta	28	36	30	20	13	14	23	13	22	12	25	19	22	20	8	8	13	10	10	11	
Sigma Phi Epsilon	26	29	43	55	49	91	91	84	52	79	101	126	137	144	150	119	105	80	97	94	
Sigma Pi	84	93	72	83	96	124	137	106	108	109	Closed (D)								68	78	65
Sigma Tau Gamma	-	-	-	-	-	-	-	-	-	-	-	-	-	-	-	38	64	71	76	98	
Tau Epsilon Phi	-	-	-	-	-	-	-	-	-	-	-	-	-	-	-	-	-	-	©	28	
Tau Kappa Epsilon	31	36	34	51	41	41	66	56	55	39	100	94	98	***	103	Closed (D)					
Theta Chi	44	55	56	75	53	78	83	80	52	54	94	86	61	49	99	115	25	Closed (D)			
Theta Delta Chi	Closed (M)		©	19	34	26	37	38	30	29	18	18	17	9	4	8	11	7	5		
Theta Xi	28	20	11	11	9	16	15	Closed (M)													
Zeta Beta Tau	Closed (M)					©	10	Closed (M)					©	9	28	29	44	54	38	54	
	<b>F06</b>	<b>S07</b>	<b>F07</b>	<b>S08</b>	<b>F08</b>	<b>S09</b>	<b>F09</b>	<b>S10</b>	<b>F10</b>	<b>S11</b>	<b>F11</b>	<b>S12</b>	<b>F12</b>	<b>S13</b>	<b>F13</b>	<b>S14</b>	<b>F14</b>	<b>S15</b>	<b>F15</b>	<b>S16</b>	
<b>Multicultural Greek Council</b>	49	57	54	65	86	95	89	136	138	142	127	169	162	167	145	145	119	157	146	214	
Alpha Pi Omega (womens)	-	-	6	11	7	4	7	9	6	12	7	5	9	7	3	6	6	6	3	6	
Delta Chi Lambda (womens)	-	-	-	-	-	-	-	12	8	16	13	11	13	9	21	11	13	22	19	25	
Delta Lambda Phi (mens)	-	-	-	-	-	-	-	-	-	-	-	17	12	10	15	11	11	12	12	14	
Epsilon Sigma Rho (mens)	-	-	-	-	-	-	-	-	-	-	8	8	8	13	10	4	3	4	2	3	
Gamma Rho Lambda (womens)	20	17	16	17	22	17	14	15	18	16	11	19	11	10	15	19	13	19	14	28	
Lambda Sigma Gamma (womens)	-	-	-	-	-	-	-	-	-	-	-	-	4	3	5	6	6	6	3	8	
Omega Phi Chi (womens)	-	2	6	4	11	25	15	21	22	14	7	18	18	9	5	9	8	9	6	11	
Phi Sigma Nu (mens)	-	-	-	11	10	9	16	21	10	12	9	8	4	7	1	6	2	3	Đ	Đ	
Pi Alpha Phi (mens)	-	-	-	-	-	-	-	-	-	-	-	-	-	-	-	-	-	9	16	20	
Sigma Lambda Beta (mens)	6	9	7	7	9	14	11	16	22	23	21	29	32	26	22	22	20	23	20	28	
Sigma Lambda Gamma (womens)	6	6	Closed (D)						9	7	11	6	8	3	4	1	1	6	11	15	21
Tau Psi Omega (mens)	11	13	14	9	20	19	21	25	34	28	40	37	42	56	37	41	27	27	32	46	
Theta Nu Xi (womens)	6	10	5	6	7	7	5	8	11	10	5	9	6	13	10	9	4	6	4	4	
	<b>F06</b>	<b>S07</b>	<b>F07</b>	<b>S08</b>	<b>F08</b>	<b>S09</b>	<b>F09</b>	<b>S10</b>	<b>F10</b>	<b>S11</b>	<b>F11</b>	<b>S12</b>	<b>F12</b>	<b>S13</b>	<b>F13</b>	<b>S14</b>	<b>F14</b>	<b>S15</b>	<b>F15</b>	<b>S16</b>	
<b>Nat'l Assoc. of Latino Fraternal Org.</b>	83	59	49	54	69	58	53	82	87	70	94	109	80	59	69	80	61	102	53	78	
Gamma Alpha Omega (womens)	39	36	21	31	32	24	17	27	28	36	28	28	17	15	20	17	8	18	11	18	
Gamma Zeta Alpha (mens)	-	-	-	©	4	5	4	5	5	5	5	Đ			3	3	5	4	3	7	
Kappa Delta Chi (womens)	33	20	25	21	30	22	24	32	34	***	28	42	41	24	26	23	24	46	18	19	
Lambda Sigma Upsilon (mens)	-	-	-	-	-	-	-	-	3	8	8	8	4	3	3	5	3	7	3	4	
Lambda Theta Alpha (womens)	5	Closed (D)																	©	9	
Lambda Theta Nu (womens)	-	-	-	-	-	-	13	10	14	12	15	14	7	8	4	16	11	11	8	11	
Lambda Theta Phi (mens)	6	3	3	2	3	7	8	8	3	9	10	17	11	9	13	16	10	16	10	10	



	F06	S07	F07	S08	F08	S09	F09	S10	F10	S11	F11	S12	F12	S13	F13	S14	F14	S15	F15	S16
<b>National Pan-Hellenic Council</b>	<b>38</b>	<b>42</b>	<b>52</b>	<b>54</b>	<b>59</b>	<b>64</b>	<b>53</b>	<b>61</b>	<b>52</b>	<b>46</b>	<b>27</b>	<b>31</b>	<b>21</b>	<b>23</b>	<b>26</b>	<b>28</b>	<b>31</b>	<b>42</b>	<b>38</b>	<b>59</b>
Alpha Kappa Alpha (womens)	11	8	11	8	13	16	10	14	7	11	Closed (D)						11©	11	18	18
Alpha Phi Alpha (mens)	3	8	5	5	10	10	9	9	7	7	Đ	3	Đ	3	1	2	1	5	4	3
Delta Sigma Theta (womens)	4	2	7	7	7	12	8	11	7	5	3	12	8	8	9	9	8	7	4	16
Kappa Alpha Psi (mens)	4	3	8	8	5	5	8	8	6	13	6	6	3	3	6	6	3	3	2	6
Omega Psi Phi (mens)	Đ	4	3	3	3	2	Đ	Đ	6	4	3	3	3	3	Đ	2	1	4	3	5
Phi Beta Sigma (mens)	7	5	7	8	3	7	6	3	9	Đ	12	7	3	6	4	5	4	9	5	6
Sigma Gamma Rho (womens)	6	9	8	8	10	7	3	9	5	6	3	Đ	4	Đ	6	4	3	3	2	5
Zeta Phi Beta (womens)	3	3	3	7	8	5	9	7	5	Closed (D)										
	F06	S07	F07	S08	F08	S09	F09	S10	F10	S11	F11	S12	F12	S13	F13	S14	F14	S15	F15	S16
<b>Panhellenic Council (womens)</b>	<b>1327</b>	<b>1257</b>	<b>1354</b>	<b>1229</b>	<b>1352</b>	<b>1291</b>	<b>1463</b>	<b>1336</b>	<b>1519</b>	<b>1375</b>	<b>1608</b>	<b>1549</b>	<b>1756</b>	<b>1671</b>	<b>2068</b>	<b>1973</b>	<b>2154</b>	<b>2145</b>	<b>2328</b>	<b>2397</b>
Alpha Chi Omega	124	123	137	112	123	113	132	113	128	115	157	130	127	121	166	172	207	187	205	216
Alpha Delta Pi	106	94	97	94	124	100	105	107	103	119	115	110	106	115	132	125	169	159	128	122
Alpha Gamma Delta	Closed (M)								66©	57	115	111	129	129	156	150	161	168	209	187
Alpha Phi	102	102	120	105	104	110	119	139	126	155	158	192	160	159	184	171	215	217	255	211
Chi Omega	121	129	124	112	116	116	136	120	116	120	163	140	163	150	175	159	195	185	212	212
Delta Gamma	127	78	104	122	109	125	133	118	146	131	166	162	198	146	168	165	212	216	225	191
Delta Zeta	125	135	150	129	142	122	141	125	148	146	176	163	172	173	185	182	188	180	207	214
Gamma Phi Beta	112	96	97	93	110	113	140	123	109	108	93	92	73	73	128	144	Closed (M)			
Kappa Alpha Theta	138	133	137	123	143	128	143	131	156	151	202	156	181	165	195	195	231	270	249	244
Kappa Delta	116	124	129	118	124	122	139	115	129	Closed (D)								153©	144	
Kappa Kappa Gamma	127	120	132	92	126	120	138	127	151	144	140	137	163	153	178	180	179	180	194	207
Phi Sigma Rho	-	-	-	-	-	-	-	-	-	-	-	-	-	-	-	-	-	-	©	31
Pi Beta Phi	129	123	127	129	131	122	137	118	141	129	123	156	167	165	207	206	215	198	228	218
Sigma Kappa	Closed (M)												117©	122	194	124	182	185	216	200

Guide:

Dormant Chapter	Đ
Colonizing Semester (No Data)	©
Colonizing Semester (W/ Data)	12©
No Chapter at ASU	-
Operating w/o ASU Recognition	***
Closed (Disciplinary)	Closed (D)
Closed (low Membership)	Closed (M)

# **Academic Reports**

**Composite Fall 2006 – Spring 2016  
& Additional Fall and Spring 2016 reports**  
(see enclosed)





# Arizona State Fraternity & Sorority Life

Spring 2016  
Rank by Council - Chapter

## Interfraternity Council 3.10

1	Phi Mu Alpha	18	3.561
2	Lambda Chi Alpha	110	3.454
3	Phi Kappa Theta	21	3.300
4	Pi Kappa Phi	107	3.279
5	Acacia	21	3.223
6	Sigma Phi Epsilon	88	3.185
7	Sigma Pi	60	3.152
8	Delta Chi	65	3.145
9	Kappa Sigma	122	3.104
10	Sigma Alpha Mu	33	3.077
11	Delta Sigma Phi	116	3.069
12	Phi Gamma Delta (FIJI)	101	3.055
13	Pi Kappa Alpha	137	3.053
14	Sigma Tau Gamma	93	3.045
15	Tau Epsilon Phi	26	3.043
16	Alpha Sigma Phi	78	2.999
17	Phi Kappa Tau	29	2.994
17	Chi Phi	54	2.994
19	Omega Delta Phi	13	2.975
20	Alpha Kappa Lambda	39	2.963
21	Delta Tau Delta	86	2.951
22	Kappa Alpha Order	76	2.896
23	Sigma Phi Beta	11	2.868
24	Zeta Beta Tau	45	2.723
25	Theta Delta Chi	5	2.225

## Multicultural Greek Council 3.00

1	Theta Nu Xi	3	3.976
2	Alpha Pi Omega	4	3.496
3	Delta Lambda Phi	12	3.284
4	Delta Chi Lambda	23	3.221
5	Lambda Sigma Gamma	8	3.211
6	Gamma Rho Lambda	13	3.061
7	Sigma Lambda Beta	24	2.885
8	Omega Phi Chi	10	2.875
9	Pi Alpha Phi	17	2.869
10	Tau Psi Omega	39	2.867
11	Sigma Lambda Gamma	20	2.797
NR	Epsilon Sigma Rho	1	***

## Nat'l Assoc. of Latino Fraternal Org. 3.00

1	Gamma Zeta Alpha	6	3.481
2	Kappa Delta Chi	16	3.111
3	Lambda Theta Phi	9	3.073
4	Lambda Sigma Upsilon	4	2.920
5	Lambda Theta Alpha	9	2.840
6	Lambda Theta Nu	11	2.818
7	Gamma Alpha Omega	14	2.785

## National Pan-Hellenic Council 2.86

1	Delta Sigma Theta	15	3.006
2	Alpha Kappa Alpha	14	2.959
3	Omega Psi Phi	5	2.530
4	Kappa Alpha Psi	5	2.473
5	Phi Beta Sigma	6	2.395
NR	Sigma Gamma Rho	2	***
NR	Alpha Phi Alpha	2	***

## Panhellenic Council 3.33

1	Phi Sigma Rho	31	3.603
2	Kappa Alpha Theta	234	3.507
3	Pi Beta Phi	209	3.471
4	Chi Omega	206	3.404
5	Delta Gamma	186	3.373
6	Alpha Phi	206	3.369
7	Alpha Chi Omega	208	3.351
8	Sigma Kappa	190	3.293
9	Kappa Kappa Gamma	200	3.292
10	Delta Zeta	201	3.270
11	Alpha Gamma Delta	173	3.194
12	Alpha Delta Pi	115	3.119
13	Kappa Delta	136	3.064

## University Statistics

	Total Size	GPA
<b>All-Greek</b>	<b>4,142</b>	<b>3.22</b>
All-Undergraduate	54,231	3.05
<b>All-Sorority</b>	<b>2,457</b>	<b>3.31</b>
All-Female	25,415	3.15
<b>All-Fraternity</b>	<b>1,685</b>	<b>3.09</b>
All-Male	28,816	2.91

Key:

\*\*\* the university does not report academic information when there are fewer than three members

NR not ranked



# Arizona State Fraternity & Sorority Life

Spring 2016  
Rank by Council - Actives

## Interfraternity Council 3.12

1	Phi Kappa Theta	3	3.478
2	Lambda Chi Alpha	97	3.437
3	Pi Kappa Phi	85	3.276
4	Sigma Phi Epsilon	78	3.221
5	Delta Chi	57	3.183
6	Pi Kappa Alpha	88	3.138
7	Kappa Sigma	112	3.122
8	Phi Gamma Delta (FIJI)	85	3.116
9	Sigma Alpha Mu	28	3.092
10	Delta Sigma Phi	94	3.068
11	Sigma Tau Gamma	65	3.058
12	Alpha Sigma Phi	70	3.037
13	Chi Phi	49	2.992
14	Kappa Alpha Order	59	2.967
15	Delta Tau Delta	68	2.962
16	Omega Delta Phi	3	2.936
17	Zeta Beta Tau	36	2.814
18	Sigma Phi Beta	8	2.738
19	Theta Delta Chi	5	2.225
NR	Acacia	0	n/a
NR	Alpha Kappa Lambda	0	n/a
NR	Phi Kappa Tau	0	n/a
NR	Phi Mu Alpha	0	n/a
NR	Sigma Pi	0	n/a
NR	Tau Epsilon Phi	0	n/a

## Multicultural Greek Council 2.97

1	Theta Nu Xi	3	3.976
2	Alpha Pi Omega	4	3.496
3	Delta Lambda Phi	12	3.284
4	Delta Chi Lambda	18	3.239
5	Gamma Rho Lambda	13	3.061
6	Pi Alpha Phi	14	2.899
7	Tau Psi Omega	31	2.853
8	Omega Phi Chi	5	2.799
9	Sigma Lambda Beta	18	2.785
10	Sigma Lambda Gamma	14	2.650
NR	Epsilon Sigma Rho	2	***
NR	Lambda Sigma Gamma	1	***

## Nat'l Assoc. of Latino Fraternal Org. 2.98

1	Lambda Theta Phi	8	3.118
2	Kappa Delta Chi	16	3.111
3	Lambda Sigma Upsilon	4	2.920
4	Lambda Theta Nu	7	2.841
5	Lambda Theta Alpha	9	2.840
6	Gamma Alpha Omega	14	2.785
NR	Gamma Zeta Alpha	2	***

## National Pan-Hellenic Council 2.95

1	Delta Sigma Theta	6	3.495
2	Alpha Kappa Alpha	14	2.959
3	Omega Psi Phi	3	2.601
4	Phi Beta Sigma	6	2.395
NR	Alpha Phi Alpha	2	***
NR	Kappa Alpha Psi	1	***
NR	Sigma Gamma Rho	2	***

## Panhellenic Council 3.34

1	Kappa Alpha Theta	234	3.507
2	Pi Beta Phi	209	3.471
3	Chi Omega	195	3.396
4	Delta Gamma	185	3.372
5	Alpha Phi	206	3.369
6	Alpha Chi Omega	205	3.353
7	Sigma Kappa	167	3.287
8	Kappa Kappa Gamma	181	3.282
9	Delta Zeta	198	3.272
10	Alpha Gamma Delta	151	3.224
11	Alpha Delta Pi	115	3.119
12	Kappa Delta	122	3.098
NR	Phi Sigma Rho	0	n/a

## University Averages

<b>All-Greek Actives</b>	<b>3.22</b>
All-Undergraduate	3.05
<b>All-Sorority Actives</b>	<b>3.32</b>
All-Female	3.15
<b>All-Fraternity Actives</b>	<b>3.11</b>
All-Male	2.97

Key:

\*\*\* the university does not report academic information when there are fewer than three members

NR not ranked



# Arizona State Fraternity & Sorority Life

Spring 2016  
Rank by Council - New Members

## Interfraternity Council 3.04

1	Lambda Chi Alpha	13	3.581
2	Phi Mu Alpha	18	3.561
3	Pi Kappa Phi	22	3.291
4	Phi Kappa Theta	18	3.263
5	Acacia	21	3.223
6	Sigma Phi Beta	3	3.207
7	Sigma Pi	60	3.152
8	Delta Sigma Phi	22	3.072
9	Tau Epsilon Phi	26	3.043
10	Sigma Tau Gamma	28	3.015
11	Phi Kappa Tau	29	2.994
12	Omega Delta Phi	10	2.984
13	Alpha Kappa Lambda	39	2.963
14	Chi Phi	4	2.943
15	Delta Tau Delta	18	2.906
16	Pi Kappa Alpha	49	2.903
17	Sigma Phi Epsilon	10	2.881
18	Kappa Sigma	9	2.871
19	Delta Chi	8	2.829
20	Phi Gamma Delta (FIJI)	16	2.705
21	Sigma Alpha Mu	4	2.696
22	Alpha Sigma Phi	7	2.659
23	Kappa Alpha Order	16	2.520
24	Zeta Beta Tau	9	2.308
NR	Theta Delta Chi	0	n/a

## Multicultural Greek Council 3.09

1	Lambda Sigma Gamma	6	3.424
2	Delta Chi Lambda	5	3.163
3	Sigma Lambda Beta	6	3.143
4	Sigma Lambda Gamma	6	3.091
5	Omega Phi Chi	4	3.035
6	Tau Psi Omega	8	2.912
7	Pi Alpha Phi	3	2.727
NR	Alpha Pi Omega	0	n/a
NR	Delta Lambda Phi	0	n/a
NR	Epsilon Sigma Rho	0	n/a
NR	Gamma Rho Lambda	0	n/a
NR	Theta Nu Xi	0	n/a

## Nat'l Assoc. of Latino Fraternal Org. 3.18

1	Gamma Zeta Alpha	4	3.629
2	Lambda Theta Nu	4	2.779
NR	Gamma Alpha Omega	0	n/a
NR	Kappa Delta Chi	0	n/a
NR	Lambda Sigma Upsilon	0	n/a
NR	Lambda Theta Alpha	0	n/a
NR	Lambda Theta Phi	0	n/a

## National Pan-Hellenic Council 2.65

1	Delta Sigma Theta	9	2.703
2	Kappa Alpha Psi	4	2.622
NR	Omega Psi Phi	2	***
NR	Alpha Kappa Alpha	0	n/a
NR	Alpha Phi Alpha	0	n/a
NR	Phi Beta Sigma	0	n/a
NR	Sigma Gamma Rho	0	n/a

## Panhellenic Council 3.33

1	Phi Sigma Rho	31	3.603
2	Chi Omega	11	3.538
3	Kappa Kappa Gamma	18	3.414
4	Sigma Kappa	22	3.331
5	Alpha Chi Omega	3	3.200
6	Alpha Gamma Delta	22	3.002
7	Kappa Delta	13	2.754
NR	Delta Gamma	1	***
NR	Delta Zeta	2	***
NR	Alpha Delta Pi	0	n/a
NR	Alpha Phi	0	n/a
NR	Kappa Alpha Theta	0	n/a
NR	Pi Beta Phi	0	n/a

## University Averages

<b>All-Greek New Members</b>	<b>3.09</b>
All-First Time Freshmen	2.91
<b>All-Sorority New Members</b>	<b>3.23</b>
All-First Time Female Freshmen	2.98
<b>All-Fraternity New Members</b>	<b>3.04</b>
All-First Time Male Freshmen	2.86

Key:

\*\*\* the university does not report academic information when there are fewer than three members

NR not ranked



# Arizona State Fraternity & Sorority Life

Spring 2016  
All-Chapter Ranking

Rank	Chapter	GPA
1	Theta Nu Xi	3.976
2	Phi Sigma Rho	3.603
3	Phi Mu Alpha	3.561
4	Kappa Alpha Theta	3.507
5	Alpha Pi Omega	3.496
6	Gamma Zeta Alpha	3.481
7	Pi Beta Phi	3.471
8	Lambda Chi Alpha	3.454
9	Chi Omega	3.404
10	Delta Gamma	3.373
11	Alpha Phi	3.369
12	Alpha Chi Omega	3.351
	<b>PHA</b>	<b>3.33</b>
	<b>All-Sorority</b>	<b>3.31</b>
13	Phi Kappa Theta	3.300
14	Sigma Kappa	3.293
15	Kappa Kappa Gamma	3.292
16	Delta Lambda Phi	3.284
17	Pi Kappa Phi	3.279
18	Delta Zeta	3.270
19	Acacia	3.223
20	Delta Chi Lambda	3.221
	<b>All-Greek</b>	<b>3.22</b>
21	Lambda Sigma Gamma	3.211
22	Alpha Gamma Delta	3.194
23	Sigma Phi Epsilon	3.185
24	Sigma Pi	3.152
	<b>All-Female</b>	<b>3.15</b>
25	Delta Chi	3.145
26	Alpha Delta Pi	3.119
27	Kappa Delta Chi	3.111
28	Kappa Sigma	3.104
	<b>IFC</b>	<b>3.10</b>
	<b>All-Fraternity</b>	<b>3.09</b>
29	Sigma Alpha Mu	3.077

Rank	Chapter	GPA
30	Lambda Theta Phi	3.073
31	Delta Sigma Phi	3.069
32	Kappa Delta	3.064
33	Gamma Rho Lambda	3.061
34	Phi Gamma Delta (FIJI)	3.055
35	Pi Kappa Alpha	3.053
	<b>All-University</b>	<b>3.05</b>
36	Sigma Tau Gamma	3.045
37	Tau Epsilon Phi	3.043
38	Delta Sigma Theta	3.006
	<b>MGC</b>	<b>3.00</b>
	<b>NALFO</b>	<b>3.00</b>
39	Alpha Sigma Phi	2.999
40	Chi Phi	2.994
41	Phi Kappa Tau	2.994
42	Omega Delta Phi	2.975
	<b>All-Male</b>	<b>2.97</b>
43	Alpha Kappa Lambda	2.963
44	Alpha Kappa Alpha	2.959
45	Delta Tau Delta	2.951
46	Lambda Sigma Upsilon	2.920
47	Kappa Alpha Order	2.896
48	Sigma Lambda Beta	2.885
49	Omega Phi Chi	2.875
50	Pi Alpha Phi	2.869
51	Sigma Phi Beta	2.868
52	Tau Psi Omega	2.867
53	Lambda Theta Alpha	2.840
54	Lambda Theta Nu	2.818
55	Sigma Lambda Gamma	2.797
56	Gamma Alpha Omega	2.785
	<b>NPHC</b>	<b>2.77</b>
57	Zeta Beta Tau	2.723
58	Omega Psi Phi	2.530
59	Kappa Alpha Psi	2.473
60	Phi Beta Sigma	2.395
61	Theta Delta Chi	2.225
NR	Sigma Gamma Rho	***
NR	Alpha Phi Alpha	***
NR	Epsilon Sigma Rho	***

Key:

\*\*\* the university does not report academic information when there are fewer than three members

NR not ranked



# Arizona State Fraternity & Sorority Life

Spring 2016  
Alphabetical Listing

Chapter	Size	GPA
Acacia	21	3.223
Alpha Chi Omega	208	3.351
Alpha Delta Pi	115	3.119
Alpha Gamma Delta	173	3.194
Alpha Kappa Alpha	14	2.959
Alpha Kappa Lambda	39	2.963
Alpha Phi	206	3.369
Alpha Phi Alpha	2	***
Alpha Pi Omega	4	3.496
Alpha Sigma Phi	78	2.999
Chi Omega	206	3.404
Chi Phi	54	2.994
Delta Chi	65	3.145
Delta Chi Lambda	23	3.221
Delta Gamma	186	3.373
Delta Lambda Phi	12	3.284
Delta Sigma Phi	116	3.069
Delta Sigma Theta	15	3.006
Delta Tau Delta	86	2.951
Delta Zeta	201	3.270
Epsilon Sigma Rho	1	***
Gamma Alpha Omega	14	2.785
Gamma Rho Lambda	13	3.061
Gamma Zeta Alpha	6	3.481
Kappa Alpha Order	76	2.896
Kappa Alpha Psi	5	2.473
Kappa Alpha Theta	234	3.507
Kappa Delta	136	3.064
Kappa Delta Chi	16	3.111
Kappa Kappa Gamma	200	3.292
Kappa Sigma	122	3.104
Lambda Chi Alpha	110	3.454
Lambda Sigma Gamma	8	3.211
Lambda Sigma Upsilon	4	2.920
Lambda Theta Alpha	9	2.840
Lambda Theta Nu	11	2.818
Lambda Theta Phi	9	3.073
Omega Delta Phi	13	2.975
Omega Phi Chi	10	2.875
Omega Psi Phi	5	2.530

Chapter	Size	GPA
Phi Beta Sigma	6	2.395
Phi Gamma Delta (FIJI)	101	3.055
Phi Kappa Tau	29	2.994
Phi Kappa Theta	21	3.300
Phi Mu Alpha	18	3.561
Phi Sigma Rho	31	3.603
Pi Alpha Phi	17	2.869
Pi Beta Phi	209	3.471
Pi Kappa Alpha	137	3.053
Pi Kappa Phi	107	3.279
Sigma Alpha Mu	33	3.077
Sigma Gamma Rho	2	***
Sigma Kappa	190	3.293
Sigma Lambda Beta	24	2.885
Sigma Lambda Gamma	20	2.797
Sigma Phi Beta	11	2.868
Sigma Phi Epsilon	88	3.185
Sigma Pi	60	3.152
Sigma Tau Gamma	93	3.045
Tau Epsilon Phi	26	3.043
Tau Psi Omega	39	2.867
Theta Delta Chi	5	2.225
Theta Nu Xi	3	3.976
Zeta Beta Tau	45	2.723

### Council Averages

Council	Avg Size	GPA
IFC	62	3.10
MGC	15	3.00
NALFO	10	3.00
NPHC	7	2.86
PHA	177	3.33

### University Statistics

	Total Size	GPA
<b>All-Greek</b>	<b>4,142</b>	<b>3.22</b>
All-Undergraduate	54,231	3.05
<b>All-Sorority</b>	<b>2,457</b>	<b>3.31</b>
All-Female	25,415	3.15
<b>All-Fraternity</b>	<b>1,685</b>	<b>3.09</b>
All-Male	28,816	2.91





# Arizona State Fraternity & Sorority Life

Fall 2015  
All-Chapter Ranking

Rank	Chapter	GPA
1	Alpha Pi Omega	3.666
2	Theta Nu Xi	3.614
3	Delta Sigma Theta	3.555
4	Phi Sigma Rho	3.520
5	Phi Mu Alpha	3.501
6	Pi Beta Phi	3.500
7	Kappa Alpha Theta	3.483
8	Lambda Chi Alpha	3.399
9	Chi Omega	3.352
10	Pi Kappa Phi	3.341
11	Kappa Kappa Gamma	3.326
	<b>PHA</b>	<b>3.29</b>
12	Alpha Chi Omega	3.285
	<b>All-Sorority</b>	<b>3.28</b>
13	Delta Gamma	3.265
14	Alpha Phi	3.264
15	Phi Kappa Theta	3.232
16	Delta Zeta	3.220
17	Sigma Tau Gamma	3.212
18	Delta Lambda Phi	3.208
	<b>All-Greek</b>	<b>3.20</b>
19	Sigma Phi Epsilon	3.169
20	Pi Kappa Alpha	3.168
21	Alpha Gamma Delta	3.164
22	Alpha Delta Pi	3.150
23	Delta Chi	3.149
24	Sigma Kappa	3.145
25	Sigma Pi	3.141
26	Kappa Delta	3.132
27	Delta Tau Delta	3.108
	<b>IFC</b>	<b>3.10</b>
	<b>All-Fraternity</b>	<b>3.08</b>
28	Phi Gamma Delta (FIJI)	3.074
29	Delta Sigma Phi	3.048

Rank	Chapter	GPA
	<b>All-Female</b>	<b>3.04</b>
30	Lambda Sigma Gamma	3.039
31	Kappa Delta Chi	3.024
32	Kappa Sigma	3.000
33	Alpha Kappa Alpha	2.985
34	Alpha Kappa Lambda	2.984
	<b>All-University</b>	<b>2.98</b>
35	Omega Phi Chi	2.943
36	Sigma Alpha Mu	2.939
37	Kappa Alpha Order	2.934
	<b>MGC</b>	<b>2.92</b>
	<b>NPHC</b>	<b>2.92</b>
38	Delta Chi Lambda	2.920
	<b>All-Male</b>	<b>2.91</b>
39	Alpha Sigma Phi	2.904
	<b>NALFO</b>	<b>2.90</b>
40	Phi Beta Sigma	2.896
40	Zeta Beta Tau	2.896
42	Sigma Phi Beta	2.877
43	Chi Phi	2.875
44	Sigma Lambda Gamma	2.848
45	Lambda Theta Phi	2.847
46	Omega Delta Phi	2.832
47	Sigma Lambda Beta	2.798
48	Lambda Theta Nu	2.792
49	Tau Psi Omega	2.789
50	Gamma Rho Lambda	2.779
51	Phi Kappa Tau	2.738
52	Gamma Alpha Omega	2.708
53	Lambda Sigma Upsilon	2.691
54	Theta Delta Chi	2.661
55	Gamma Zeta Alpha	2.572
56	Omega Psi Phi	2.394
57	Alpha Phi Alpha	2.315
NR	Epsilon Sigma Rho	***
NR	Kappa Alpha Psi	***
NR	Phi Sigma Nu	***
NR	Sigma Gamma Rho	***

Key:

\*\*\* the university does not report academic information when there are fewer than three members

NR not ranked



# Arizona State Fraternity & Sorority Life

Fall 2015  
Rank by Council

## Interfraternity Council 3.10

1	Phi Mu Alpha	3.501
2	Lambda Chi Alpha	3.399
3	Pi Kappa Phi	3.341
4	Phi Kappa Theta	3.232
5	Sigma Tau Gamma	3.212
5	Sigma Phi Epsilon	3.169
7	Pi Kappa Alpha	3.168
8	Delta Chi	3.149
9	Sigma Pi	3.141
10	Delta Tau Delta	3.108
11	Phi Gamma Delta (FIJI)	3.074
12	Delta Sigma Phi	3.048
13	Kappa Sigma	3.000
14	Alpha Kappa Lambda	2.984
15	Sigma Alpha Mu	2.939
16	Kappa Alpha Order	2.934
17	Alpha Sigma Phi	2.904
18	Zeta Beta Tau	2.896
19	Sigma Phi Beta	2.877
20	Chi Phi	2.875
21	Omega Delta Phi	2.832
22	Phi Kappa Tau	2.738
23	Theta Delta Chi	2.661

## Multicultural Greek Council 2.92

1	Alpha Pi Omega	3.666
2	Theta Nu Xi	3.614
3	Delta Lambda Phi	3.208
4	Lambda Sigma Gamma	3.039
5	Omega Phi Chi	2.943
6	Delta Chi Lambda	2.920
7	Sigma Lambda Gamma	2.848
8	Sigma Lambda Beta	2.798
9	Tau Psi Omega	2.789
10	Gamma Rho Lambda	2.779
NR	Phi Sigma Nu	***
NR	Epsilon Sigma Rho	***

## Nat'l Assoc. of Latino Fraternal Org. 2.90

1	Kappa Delta Chi	3.024
2	Lambda Theta Phi	2.847
3	Lambda Theta Nu	2.792
4	Gamma Alpha Omega	2.708
5	Lambda Sigma Upsilon	2.691
6	Gamma Zeta Alpha	2.572

## National Pan-Hellenic Council 2.92

1	Delta Sigma Theta	3.555
2	Alpha Kappa Alpha	2.985
3	Phi Beta Sigma	2.896
4	Omega Psi Phi	2.394
5	Alpha Phi Alpha	2.315
NR	Sigma Gamma Rho	***
NR	Kappa Alpha Psi	***

## Panhellenic Council 3.29

1	Phi Sigma Rho	3.520
2	Pi Beta Phi	3.500
3	Kappa Alpha Theta	3.483
4	Chi Omega	3.352
5	Kappa Kappa Gamma	3.326
6	Alpha Chi Omega	3.285
7	Delta Gamma	3.265
8	Alpha Phi	3.264
9	Delta Zeta	3.220
10	Alpha Gamma Delta	3.164
11	Alpha Delta Pi	3.150
12	Sigma Kappa	3.145
13	Kappa Delta	3.132

<b>All-Greek 3.20</b>	
All-Undergraduate	2.98
<b>All-Sorority 3.28</b>	
All-Female	3.04
<b>All-Fraternity 3.08</b>	
All-Male	2.91

Key:

\*\*\* the university does not report academic information when there are fewer than three members

NR not ranked



# Arizona State Fraternity & Sorority Life

Fall 2015  
Alphabetical Listing

Chapter	Size	GPA
Alpha Chi Omega	205	3.285
Alpha Delta Pi	128	3.150
Alpha Gamma Delta	209	3.164
Alpha Kappa Alpha	18	2.985
Alpha Kappa Lambda	34	2.984
Alpha Phi	255	3.264
Alpha Phi Alpha	4	2.315
Alpha Pi Omega	3	3.666
Alpha Sigma Phi	93	2.904
Chi Omega	212	3.352
Chi Phi	64	2.875
Delta Chi	86	3.149
Delta Chi Lambda	19	2.920
Delta Gamma	225	3.265
Delta Lambda Phi	12	3.208
Delta Sigma Phi	123	3.048
Delta Sigma Theta	4	3.555
Delta Tau Delta	77	3.108
Delta Zeta	207	3.220
Epsilon Sigma Rho	2	***
Gamma Alpha Omega	11	2.708
Gamma Rho Lambda	14	2.779
Gamma Zeta Alpha	3	2.572
Kappa Alpha Order	62	2.934
Kappa Alpha Psi	2	***
Kappa Alpha Theta	249	3.483
Kappa Delta	144	3.132
Kappa Delta Chi	18	3.024
Kappa Kappa Gamma	194	3.326
Kappa Sigma	126	3.000
Lambda Chi Alpha	99	3.399
Lambda Sigma Gamma	3	3.039
Lambda Sigma Upsilon	3	2.691
Lambda Theta Nu	8	2.792
Lambda Theta Phi	10	2.847
Omega Delta Phi	3	2.832
Omega Phi Chi	6	2.943
Omega Psi Phi	3	2.394

Chapter	Size	GPA
Phi Beta Sigma	5	2.896
Phi Gamma Delta (FIJI)	87	3.074
Phi Kappa Tau	39	2.738
Phi Kappa Theta	25	3.232
Phi Mu Alpha	13	3.501
Phi Sigma Nu	1	***
Phi Sigma Rho	22	3.520
Pi Beta Phi	228	3.500
Pi Kappa Alpha	115	3.168
Pi Kappa Phi	90	3.341
Sigma Alpha Mu	40	2.939
Sigma Gamma Rho	2	***
Sigma Kappa	216	3.145
Sigma Lambda Beta	20	2.798
Sigma Lambda Gamma	15	2.848
Sigma Phi Beta	10	2.877
Sigma Phi Epsilon	97	3.169
Sigma Pi	78	3.141
Sigma Tau Gamma	76	3.212
Tau Psi Omega	32	2.789
Theta Delta Chi	7	2.661
Theta Nu Xi	4	3.614
Zeta Beta Tau	38	2.896

### Council Averages

IFC	3.10
MGC	2.92
NALFO	2.90
NPHC	2.92
PHA	3.29

### Campus Averages

<b>All-Greek</b>	<b>3.20</b>
All-Undergraduate	2.98
<b>All-Sorority</b>	<b>3.28</b>
All-Female	3.04
<b>All-Fraternity</b>	<b>3.08</b>
All-Male	2.91